



DOCUMENTATION ISG-kernel

User Manual Simulation-DLL for the CNC core v1.0.24

Short Description:
kernelv

© Copyright
ISG Industrielle Steuerungstechnik GmbH
STEP, Gropiusplatz 10
D-70563 Stuttgart
All rights reserved
www.isg-stuttgart.de
support@isg-stuttgart.de

Documentation version: 1.1.58
13/11/2024

Preface

Legal information

This documentation was produced with utmost care. The products and scope of functions described are under continuous development. We reserve the right to revise and amend the documentation at any time and without prior notice.

No claims may be made for products which have already been delivered if such claims are based on the specifications, figures and descriptions contained in this documentation.

Personnel qualifications

This description is solely intended for skilled technicians who were trained in control, automation and drive systems and who are familiar with the applicable standards, the relevant documentation and the machining application.

It is absolutely vital to refer to this documentation, the instructions below and the explanations to carry out installation and commissioning work. Skilled technicians are under the obligation to use the documentation duly published for every installation and commissioning operation.

Skilled technicians must ensure that the application or use of the products described fulfil all safety requirements including all applicable laws, regulations, provisions and standards.

Further information

Links below (DE)

<https://www.isg-stuttgart.de/produkte/softwareprodukte/isg-kernel/dokumente-und-downloads>

or (EN)

<https://www.isg-stuttgart.de/en/products/softwareproducts/isg-kernel/documents-and-downloads>

contains further information on messages generated in the NC kernel, online help, PLC libraries, tools, etc. in addition to the current documentation.

Disclaimer

It is forbidden to make any changes to the software configuration which are not contained in the options described in this documentation.

Trade marks and patents

The name ISG®, ISG kernel®, ISG virtuos®, ISG dirigent® and the associated logos are registered and licensed trade marks of ISG Industrielle Steuerungstechnik GmbH.

The use of other trade marks or logos contained in this documentation by third parties may result in a violation of the rights of the respective trade mark owners.

Copyright

© ISG Industrielle Steuerungstechnik GmbH, Stuttgart, Germany.

No parts of this document may be reproduced, transmitted or exploited in any form without prior consent. Non-compliance may result in liability for damages. All rights reserved with regard to the registration of patents, utility models or industrial designs.

General and safety instructions

Icons used and their meanings

This documentation uses the following icons next to the safety instruction and the associated text. Please read the (safety) instructions carefully and comply with them at all times.

Icons in explanatory text

- Indicates an action.
- ⇒ Indicates an action statement.



DANGER

Acute danger to life!

If you fail to comply with the safety instruction next to this icon, there is immediate danger to human life and health.



CAUTION

Personal injury and damage to machines!

If you fail to comply with the safety instruction next to this icon, it may result in personal injury or damage to machines.



Attention

Restriction or error

This icon describes restrictions or warns of errors.



Notice

Tips and other notes

This icon indicates information to assist in general understanding or to provide additional information.



Example

General example

Example that clarifies the text.



Programming Example

NC programming example

Programming example (complete NC program or program sequence) of the described function or NC command.



Release Note

Specific version information

Optional or restricted function. The availability of this function depends on the configuration and the scope of the version.

Contents

Preface	2
General and safety instructions	3
1 Simulation DLL for CNC kernel	11
2 Description	12
2.1 DLL version.....	12
2.2 Components.....	12
2.3 Dependencies.....	13
2.3.1 kernelv as of V300.....	13
2.4 Multiple instances.....	13
2.4.1 Diagnostics with multiple instances.....	13
2.5 License protection.....	14
2.5.1 Licensing under TwinCAT 2.....	14
2.5.2 Licensing under TwinCAT 3.....	14
2.6 General.....	17
2.6.1 Identification of axes and channels.....	17
2.6.2 Coordinate systems.....	17
2.7 Use of kernelv.....	18
2.7.1 Start.....	18
2.7.2 Cyclic operation.....	18
2.7.3 End/restart.....	18
2.7.4 Operation modes of kernelv.....	19
2.7.5 Acknowledgement of technology functions.....	20
2.7.6 Search path for NXC programs.....	21
2.7.7 kernelv demo application.....	21
2.7.7.1 Project structure.....	21
2.7.7.2 Use of the demo application.....	22
2.7.7.3 Explanations about demo application.....	23
2.8 Configuration.....	24
2.8.1 Path of the configuration lists.....	24
2.9 Error message texts.....	24
2.10 Tool management.....	25
3 kernelv API functions	26
3.1 kernelv_get_api_version().....	26
3.2 kernelv_get_cnc_version().....	27
3.3 kernelv_get_cycletime().....	28
3.4 kernelv_startup().....	29
3.5 kernelv_startup_instance().....	30
3.6 kernelv_do_cycle().....	32
3.7 kernelv_ch_program_start().....	33
3.8 kernelv_ch_reset().....	34
3.9 kernelv_ch_suspend().....	35
3.10 kernelv_ch_resume().....	36
3.11 kernelv_ch_get_override().....	37

3.12	kernelv_ch_set_override()	38
3.13	kernelv_ch_get_blocknumber()	39
3.14	kernelv_ch_get_filename()	40
3.15	kernelv_ch_get_programname()	41
3.16	kernelv_ch_get_state()	42
3.17	kernelv_ch_get_fileoffset()	43
3.18	kernelv_ch_get techno_data()	44
3.19	kernelv_ch_get_new techno_data()	45
3.20	kernelv_ch_get techno_data2()	46
3.21	kernelv_ch_get_new techno_data2()	47
3.22	kernelv_ch_get_finished_nc_lines()	48
3.23	kernelv_ax_get techno_data()	49
3.24	kernelv_ax_get_new techno_data()	50
3.25	kernelv_ax_get techno_data2()	51
3.26	kernelv_ax_get_new techno_data2()	52
3.27	kernelv_ax_set_position()	53
3.28	kernelv_get_acs_command_positions()	54
3.29	kernelv_get_acs0_command_positions()	55
3.30	kernelv_get_acs_actual_positions()	56
3.31	kernelv_get_acs_target_positions()	57
3.32	kernelv_get_acs_start_positions()	58
3.33	kernelv_get_wcs_command_positions()	59
3.34	kernelv_get_wcs_target_positions()	60
3.35	kernelv_get_wcs_start_positions()	61
3.36	kernelv_get_prg_target_positions()	62
3.37	kernelv_get_axis_channel_number()	63
3.38	kernelv_ch_get_variable_value()	64
3.39	kernelv_ch_set_variable_value()	66
3.40	kernelv_get_channel_count()	68
3.41	kernelv_get_axis_count()	69
3.42	kernelv_sync_read_request()	70
3.43	kernelv_sync_write_request()	72
3.44	kernelv_sync_read_write_req()	74
3.45	kernelv_get_axis_names()	76
3.46	kernelv_control techno_func_duration()	78
3.47	kernelv_ch_set techno_func_duration()	79
3.48	kernelv_ch_set techno_func_user_ackn()	80
3.49	kernelv_ch_ackn techno_func()	81
3.50	kernelv_ax_ackn techno_func()	82
3.51	kernelv_get_license_info()	83
3.52	kernelv_set_options()	84
3.53	kernelv_ch_get_decoder_positions()	85
3.54	kernelv_ch_get_prog_start_mode()	87
3.55	kernelv_ch_set_cont_visu_grid()	88
3.56	kernelv_ch_set_cont_visu_rel_curvature_error()	89

3.57	kernelv_ch_set_cont_visu_abs_curvature_error()	90
3.58	kernelv_ch_get_cont_visu_data()	91
3.59	kernelv_ch_get_active_g_codes()	92
3.60	kernelv_get_active_g_group()	93
3.61	kernelv_ch_get_command_feed()	94
3.62	kernelv_ch_get_active_feed()	95
3.63	kernelv_set_call_ratio()	96
3.64	CNC error messages with kernelv	97
3.64.1	Read out error message in the form of a string kernelv_get_error()	97
3.64.2	General information on error messages	99
3.64.2.1	kernelv_read_error()	99
3.64.2.2	kernelv_get_error_id()	100
3.64.2.3	kernelv_get_error_reaction()	101
3.64.2.4	kernelv_get_error_severity()	102
3.64.2.5	kernelv_get_error_channel()	103
3.64.2.6	kernelv_get_error_message_string()	104
3.64.2.7	kernelv_get_error_id_text()	105
3.64.2.8	kernelv_get_error_message_values()	106
3.64.2.9	kernelv_get_error_cycle_time()	107
3.64.3	Error messages caused by NC programs	108
3.64.3.1	kernelv_error_is_program_error()	108
3.64.3.2	kernelv_program_error_get_path	109
3.64.3.3	kernelv_program_error_get_program_name	110
3.64.3.4	kernelv_program_error_get_file_name	111
3.64.3.5	kernelv_program_error_get_fileoffset	112
3.64.3.6	kernelv_program_error_get_lineoffset	112
3.64.3.7	kernelv_program_error_get_tokenoffset	113
3.64.3.8	kernelv_program_error_get_linenummer	113
3.65	Coordinate systems and offsets	114
3.65.1	kernelv_ch_get_cs_name()	114
3.65.2	kernelv_ch_get_cs_rot_matrix()	115
3.65.3	kernelv_ch_get_cs_shift_vector()	117
3.65.4	kernelv_ch_get_cs_count()	118
3.65.5	kernelv_ch_get_active_cs_index()	119
3.65.6	kernelv_ch_axis_get_offsets()	120
3.65.7	kernelv_ch_get_total_cs_rot_matrix()	121
3.65.8	kernelv_ch_get_total_cs_offset	122
3.65.9	kernelv_ch_get_total_cs_def()	124
3.65.10	kernelv_ch_get_coord_sys_active()	125
3.66	Kinematic transformations	126
3.66.1	kernelv_ch_get_kin_trafo_active()	126
3.66.2	kernelv_ch_get_active_kin_id()	126
3.67	External measuring hardware	127
3.67.1	kernelv_ax_get_ext_latch_command()	129
3.67.2	kernelv_ax_acknowledge_ext_latch_command()	130
3.67.3	kernelv_ax_set_ext_latch_event_pos()	131
3.67.4	kernelv_ax_set_ext_latch_event()	132
3.68	kernelv_ch_get_timer()	133

3.69	kernelv_get_production_time()	133
3.70	kernelv_diagnosis_upload()	134
4	kernelv API types	136
4.1	Enum KERNELV_RETURN	136
4.2	KERNELV_CHANNEL_STATE	138
4.3	Enum E_KERNELV_TECHNO_TYPE	140
4.4	Struct KERNELV_TECHNO_DATA	140
4.5	KERNELV_CHANNEL_TECHNO_DATA_ARRAY	141
4.6	KERNELV_CHANNEL_TECHNO_DATA_ARRAY2	142
4.7	KERNELV_AXIS_TECHNO_DATA_ARRAY	143
4.8	Struct KERNELV_TECHNO_DATA2	143
4.9	KERNELV_CHANNEL_TECHNO_DATA_ARRAY2	144
4.10	KERNELV_AXIS_TECHNO_DATA_ARRAY2	145
4.11	Union U_KERNELV_TECHNO_PARAM	145
4.12	Union U_KERNELV_TECHNO_PARAM2	146
4.13	Struct M_H_CODE_DATA	146
4.14	Struct M_H_CODE_DATA2	146
4.15	Enum E_KERNELV_SPINDLE_TYPE	147
4.16	Struct S_CODE_DATA	147
4.17	Struct T_CODE_DATA	148
4.18	Struct KERNELV_NC_LINE_DATA	148
4.19	Enum E_KERNELV_VAR_TYPE	149
4.20	Union U_KERNELV_VAR_VALUE	150
4.21	Struct KERNELV_VARIABLE	151
4.22	Struct KERNELV_NC_LINE_DATA	151
4.23	Struct KERNELV_LICENSE_INFO	152
4.24	Struct KERNELV_DECODER_POSITION_HEADER	152
4.25	Struct KERNELV_DECODER_POSITION_DATA	153
4.26	Enum E_KERNELV_PROG_START_MODE	153
4.27	Struct ACTIVE_G_CODES	153
4.28	Enum E_KERNELV_G_GROUP_TYPE	154
4.29	Data types of contour visualisation	157
4.29.1	Struct CONTOUR_VISU	157
4.29.2	Union CONTOUR_VISU_DATA	158
4.29.3	Struct CONTOUR_VISU_DATA_V0	158
4.29.4	Struct CONTOUR_VISU_DATA_V1	159
4.29.5	Struct CONTOUR_VISU_DATA_V2	159
4.29.6	Struct CONTOUR_VISU_DATA_V3	159
4.29.7	Struct CONTOUR_VISU_DATA_V4	160
4.29.8	Struct CONTOUR_VISU_DATA_V5	160
4.29.9	Struct CONTOUR_VISU_DATA_V6	160
4.29.10	Struct CONTOUR_VISU_DATA_V7	161
4.29.11	Struct CONTOUR_VISU_DATA_V8	161
4.29.12	Struct CONTOUR_VISU_DATA_V9	161
4.29.13	Struct CONTOUR_VISU_DATA_V10	162
4.29.14	Struct CONTOUR_VISU_DATA_V11	162

4.29.15	Struct CONTOUR_VISU_CH_DATA	163
4.29.16	Struct CONTOUR_VISU_CH_DATA_V1	164
4.29.17	Struct CONTOUR_VISU_CH_DATA_V2	165
4.29.18	Struct CONTOUR_AXIS_DATA	165
4.29.19	Struct CONTOUR_AXIS_DATA_V1	166
4.29.20	Struct CONTOUR_AXIS_DATA_V2	166
4.29.21	Enum E_CONTOUR_TECHNO_TYPE	166
4.29.22	Struct CONTOUR_M_H_PROCESS	167
4.29.23	Struct CONTOUR_M_H_PROCESS_V1	167
4.29.24	Enum E_CONTOUR_S_CMD	167
4.29.25	Struct CONTOUR_S_PROCESS	168
4.29.26	Struct CONTOUR_TOOL_PROCESS	168
4.29.27	Struct CONTOUR_DATA_TECHNO	168
4.29.28	Struct CONTOUR_DATA_TECHNO_V1	169
4.30	Data types of error output	170
4.30.1	Struct KERNELV_ERROR_VALUE	170
4.30.2	KERNELV_ERROR_VALUE_ARRAY	170
4.30.3	Enum E_KERNELV_ERR_VAL_TYPE	171
4.30.4	Enum E_KERNELV_ERR_VAL_DIMENSION	172
4.30.5	Enum E_KERNELV_ERR_VAL_MEANING	173
4.31	Enum KERNELV_AXIS_OFFSET_TYPES	175
4.32	External measuring hardware	176
4.32.1	Struct KERNELV_EXT_LATCH_COMMAND_DATA	176
4.32.2	Enum E_KERNELV_EXT_LATCH_ORDER	176
4.32.3	E_KERNELV_MEAS_ACTIVE_EDGE	176
4.33	Production time calculation	177
5	kernelv API constants	178
5.1	KERNELV_VAR_STRING_LEN	178
5.2	KERNELV_FILE_NAME_LENGTH	178
5.3	KERNELV_VAR_NAME_LENGTH	178
5.4	KERNELV_OPTION_LICENSE_CHECK_VERBOSE	178
5.5	CONTOUR_MAX_DATA_V0	178
5.6	CONTOUR_MAX_DATA_V1	179
5.7	CONTOUR_MAX_DATA_V2	179
5.8	CONTOUR_MAX_DATA_V3	179
5.9	CONTOUR_MAX_DATA_V4	179
5.10	CONTOUR_MAX_DATA_V5	179
5.11	CONTOUR_MAX_DATA_V6	180
5.12	CONTOUR_MAX_DATA_V7	180
5.13	CONTOUR_MAX_DATA_V8	180
5.14	CONTOUR_MAX_DATA_V9	180
5.15	CONTOUR_MAX_DATA_V10	180
5.16	CONTOUR_MAX_DATA_V11	180
5.17	CONTOUR_MAX_M_H_DATA	181
5.18	CONTOUR_MAX_SPDL_DATA	181
5.19	CONTOUR_AXIS_PER_CHANNEL	181

5.20	KERNELV_ERROR_VALUE_COUNT	181
5.21	KERNELV_ERR_MSG_STRING_LENGTH	181
5.22	KERNELV_CHANNEL_TECHNO_DATA_COUNT	182
5.23	KERNELV_AXIS_TECHNO_DATA_COUNT	182
5.24	KERNELV_ERROR_VALUE_COUNT	182
5.25	KERNELV_INSTANCE_PREFIX_MAX_LEN	182
6	Appendix	183
6.1	Suggestions, corrections and the latest documentation.....	183

List of figures

Fig. 1:	Select a TwinCAT 3 trial license	15
Fig. 2:	Activate a TwinCAT 3 trial license	16
Fig. 3:	The start screen of the demo application	22
Fig. 4:	Display axis positions in demo application	23
Fig. 5:	Schematic sequence of a measurement run	128
Fig. 6:	Signal profile of a radio measuring button with measured value detected in the drive.....	129
Fig. 7:	State diagram of a CNC channel.....	139

1 Simulation DLL for CNC kernel

The ISG CNC kernel is integrated into a real-time environment for a standard CNC to arrive at real time-enable, deterministic behaviour.

However, the real-time environment is not required for many applications in the environment of a CNC controller such as:

- production time calculation,
- advance collision checking or
- a visualisation.

The kernelv CNC simulation DLL provides users with an opportunity to use a virtual CNC within their own non-real time application.

With regard to existing functionality, the simulation DLL largely offers the same possibilities as the real-time kernel.

Known restrictions:

- No access to hardware.
- The CNC treats axes as simulation axes.
- A PLC cannot be used and the API interfaces use the HLI to command the CNC kernel.
- No real time necessary or possible.

Mandatory note on references to other documents

For the sake of clarity, links to other documents and parameters are abbreviated, e.g. [PROG] for the Programming Manual or P-AXIS-00001 for an axis parameter.

For technical reasons, these links only function in the Online Help (HTML5, CHM) but not in pdf files since pdfs do not support cross-linking.

2 Description

2.1 DLL version



Release Note

This description refers to the API version of the simulation DLL referred to in the document title. You can query the DLL version string by means of the `kernelv_get_api_version()` function.

2.2 Components

The simulation DLL consists of 3 components:

1. the simulation DLL `kernelv_mt.dll`
2. the header file `kernelv.h`
3. the lib file `kernelv_mt.lib` for implicit linking.

A valid license is also required to use the DLL.

Diagnosis

The “`ahmi.exe`” program is included for diagnostic purposes.

This program calls internal diagnostic data from the `kernelv` DLL and saves it to a text file.

The `ahmi.exe` program is only intended for diagnostic purposes and should not be used as a user interface for the `kernelv` DLL.

In addition, the internal diagnosis data is also stored in a file linked to the `kernelv_diagnosis_upload()` [▶ 134] function.

2.3 Dependencies

Use of the kernel DLL is linked to dependencies with components produced by other manufacturers.

2.3.1 kernelv as of V300

The following additional DLLs must be available on the application computer in order to use the kernelv DLL.

- TcAdsDII.DLL The relevant version of this DLL is used depending on the version of the kernelv DLL (32-bit or 64-bit).
- VCRUNTIME140.DLL

The TcAdsDII.DLL file is automatically installed when TwinCAT is installed.

If VCRUNTIME140.DLL is missing, it indicates that “Visual C++ Re-distributable for Visual Studio 2015/2017/2019” should be installed.

These packets can be downloaded free of charge from Microsoft®.

Please check that you install the correct version (32-bit or 64-bit).

2.4 Multiple instances

Only one kernelv instance can be started per application. However, it is possible to run several applications on the same PC each with one kernelv instance.

If an attempt is made to start 2 instances of kernelv within an application, e.g. by 2 calls of `kernelv_startup()` or `kernelv_startup_instance()`, the start of the 2nd instance is prevented and the error code `ERR_DOUBLE_INSTANCE` is returned.

To start several kernelv instances, use the function `kernelv_startup_instance()`. In this case, the transferred instance identifier must be unique on the computer for every kernelv instance started.

If an attempt is made to start 2 kernelv instances with the same instance identifier, the start of the 2nd instance is prevented and the error code `ERR_DOUBLE_KERNEL` is returned..

2.4.1 Diagnostics with multiple instances

The `ahmi.exe` program can also be used for diagnostic purposes with several instances of kernelv DLL.

When the `ahmi.exe` program is started, it must be specified which kernelv DLL instance is to be connected.

There are 2 options for this:

1. Specify the instance identifier as command line parameter at program start. Here, use `kernelv_startup_instance()` [▶ 30] to specify the same instance identifier as used at the start of the kernelv instance. The kernelv instance is specified by the parameter **-instance_prefix**.
Example: `ahmi.exe -instance_prefix 1_`
2. The command line parameter **-query_instance_prefix** specifies the instance identifier of the kernelv instance at program start.
Example: `ahmi.exe -query_instance_prefix`
The function `kernelv_diagnosis_upload()` [▶ 134] starts the upload of diagnosis data for the instance containing the function call.

2.5 License protection



Notice

The DLL and all related functions are only available in TwinCAT systems.



Notice

A valid license is required to use the DLL.



Notice

As of CNC Build V3.1.3104.01 at least one basic license is required in order to use the DLL.

Use only via an option package is not possible

The `kernelv_startup()` checks for the presence of a license when the simulation kernel is started. If a valid license is not found, the start of the simulation kernel is aborted and the error code `ERR_NO_LICENSE` is returned.

If errors occur on accessing license information, the error code `ERR_REGISTRY_ACCESS` is returned. This may occur if

- VNCK was incorrectly installed under TwinCAT 2 or
- no trial license was generated under TwinCAT 3.

In addition, license packs are also required to used certain functions, e.g. transformations or when the number of axes is > 8 . The presence of these license packs is checked during `kernelv` runtime and if necessary a CNC error message is output.

2.5.1 Licensing under TwinCAT 2

Under TwinCAT 2 the license information is written to the Windows registry when the VNCK is installed. This information is then requested from there when the `kernelv` DLL is started.

After installation no further action need be taken by the user.

2.5.2 Licensing under TwinCAT 3

TwinCAT 3 trial license

As for all other TwinCAT 3 software modules, a 7-day trial license can be generated for the `kernelv` DLL. However, in this case a TwinCAT installation must be present on the computer.

Take the following actions to generate the trial license:

1. Start TwinCAT XAE.
2. Generate a new empty TwinCAT project.
3. Select the `System\License` node on the left-hand side of the TwinCAT XAE in the tree view.
4. In the tab view then displayed, select the 'Manage Licenses' tab and select the options 'TC3 CNC Virtual NCK Basis' (TF5270) and eventually 'TC3 CNC Virtual NCK Options' from the options list.

5. Activate the trial license by clicking the '7 Days Trial License' in the 'Order Information (Runtime)' tab and enter the security code required.

TwinCAT 3 perpetual license

Request a perpetual license using the standard practice in TwinCAT 3.

Using kernelv DLL with license check

When the CNC kernel is started with the `kernelv_startup()` function, the required license information is requested from the TwinCAT license server. Communication between the CNC kernel and the license server takes place via ADS. It is therefore necessary for the application using `kernelv` DLL to have access to the `TcAdsDll.dll` library. This library is included in the TwinCAT installation.

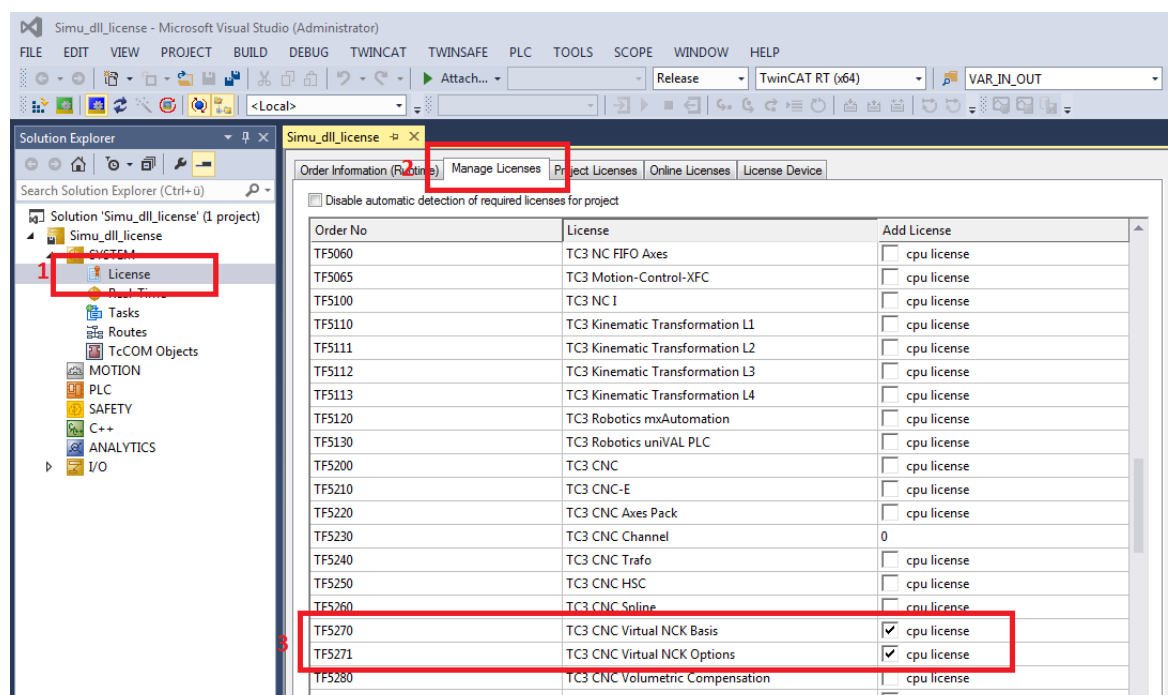


Fig. 1: Select a TwinCAT 3 trial license

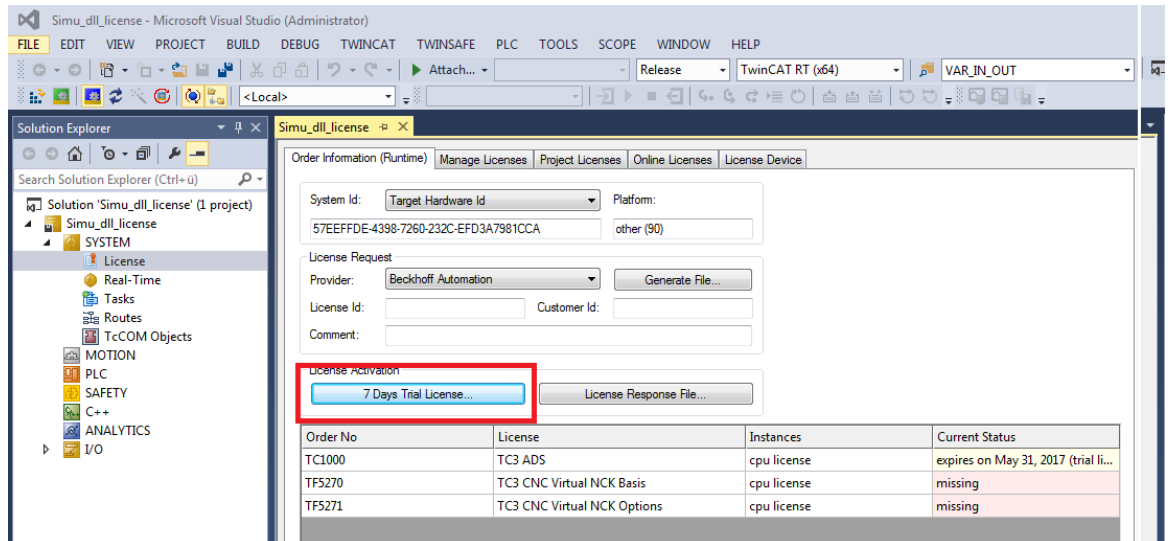


Fig. 2: Activate a TwinCAT 3 trial license

2.6 General

2.6.1 Identification of axes and channels

Channel identification

Channels are identified by their index on the PLC interface. The sequence of channels corresponds to the configuration sequence.

The channel first configured is addressed by the index 0 and the last channel configured out of n channels is addressed by the index $n - 1$.

If an invalid channel index is transferred to a function, the return value `ERR_INVALID_CHAN` (defined in `kernelv.h`) is returned.

If functions supply channel numbers as the return value, the associated channel index can be determined by means of the relationship

channel index = channel number - 1

Axis identification

Axes are identified by their index on the PLC interface. The sequence of axes corresponds to the configuration sequence.

The axis first configured is addressed by the index 0 and the last axis configured out of n axes is addressed by the index $n - 1$.

If an invalid axis index is transferred to a function, the return value `ERR_INVALID_AX` (defined in `kernelv.h`) is returned.

2.6.2 Coordinate systems

ACS coordinates

ACS coordinates (ACS = **axis coordinate system**) are regarded as the coordinates of the physical axes.

Function names of functions that return ACS coordinates start with the prefix "`kernelv_get_acs_`"

WCS coordinates

WCS coordinates (WCS = **workpiece coordinate system**) are regarded as the programming coordinate system.

The programming coordinate system can be shifted and rotated relative to the axis coordinate system, e.g. by reference point offsets and the definition of machining coordinate systems.

The names of functions that return WCS coordinates start with the prefix "`kernelv_get_wcs_`"

Dimensions

Position values have a resolution of $0.1 \mu\text{m}$ for translatory axes or $1 \times 10^{-4} \text{ } ^\circ$ for spindles or modulo axes.

2.7 Use of kernelv

The DLL can be used by a user application by both implicit and explicit (dynamic) linking.

Requirements for TwinCAT 3

With kernelv versions produced for a TwinCAT 3 environment (Build number of CNC version ≥ 3000), the application using the kernelv DLL must have access to the TwinCAT TcAdsDll.dll library. This library is installed when the TwinCAT is installed.

2.7.1 Start

kernelv_startup()

The simulation CNC is started by calling the API function `kernelv_startup()`. Call parameters are the cycle time in microseconds and the number of axes and channels.

The function returns the value `RET_FINISHED` if the start of the simulation CNC was successful, otherwise an error code is displayed.

Only one instance of the simulation CNC can ever run on the same computer at the same time. The error code `ERR_DOUBLE_KERNEL` is returned whenever the `kernelv_startup()` function is called while an instance of the simulation CNC is still running.

A valid license is also required to use the simulation CNC. If no valid license is found when the simulation CNC is started, the start of the simulation CNC is cancelled and the error code `ERR_NO_LICENSE` is returned.

2.7.2 Cyclic operation

kernelv_do_cycle()

When the `kernelv_do_cycle()` function is called, one cycle of the simulation CNC is computed for all channels.

The cycle time transferred when the simulation CNC is started is used as the cycle time.

A call in real time is not necessary.

2.7.3 End/restart

Currently no API function is available to end the simulation CNC.

If the simulation CNC needs to be restarted, the DLL can be cancelled if it is linked dynamically and it can then be reloaded. The simulation CNC can then be restarted.

2.7.4 Operation modes of kernelv

An NC program can be started in 2 different channel operation modes. Depending on the operation mode, the kernelv DLL has different functions available. The operation mode can be specified for specific channels and this must be specified at program start.

Currently, the following operation modes are available:

Name	E_KERNELV_PROG_START_MODE	Meaning
Normal operation mode	KERNELV_START_MODE_NORMAL	Normal operation mode; axis motions are interpolated at the correct velocity and the movement of the physical axes is simulated.
Command contour visualisation	KERNELV_START_MODE_COMMAND_VISU	Command contour visualisation operation mode; interpolation vertices are only calculated depending on the visualisation grid set.

Normal operation mode

In normal operation mode the NC program is interpolated at the cycle time specified at the start of the kernelv DLL. The interpolation data generated corresponds to the data of a controller running in real time. The dynamic limits set for the axes are maintained.

Command contour visualisation operation mode

Compared to normal operation mode, the command contour visualisation operation mode generates an approximate vertex sequence in order to visualise the programmed contour rapidly.

The output grid can be set for straight and curved contour elements with the functions `kernelv_ch_set_cont_visu_grid()`, `kernelv_ch_set_cont_visu_rel_curvature_error()` and `kernelv_ch_set_cont_visu_abs_curvature_error()`.

The end points of a motion block are always output, irrespective of the output grid set.

The approximate output grid is obtained by calculating the velocity at which the contour element is interpolated in order to obtain the output grid set. For this reason the dynamic axis data is not maintained. In the same way, the interpolated command values are not transferred to the position controller with the result that the ACS coordinates do not change in this operation mode.

Select an operation mode

The operation mode must be specified when the `kernelv_ch_program_start()` function is called.



Programming Example

```
kernelv_ch_program_start (0,
    prog_name,
    KERNELV_START_MODE_NORMAL);
```

Contour visualisation output data

The vertices calculated in the contour visualisation operation mode are written to a FIFO memory and read by the function `kernelv_ch_get_cont_visu_data()`.

To avoid losing visualisation data, the interpolation is stopped when the internal FIFO is full. To execute an NC program as fast as possible, the `kernelv_ch_get_cont_visu_data()` function must be called a sufficient number of times.

Output format of contour visualisation

The data output when contour visualisation is active can be set system global by the parameter `contour_visu_ifc_version` (P-STUP-00039) in the start-up list.

Depending on the interface version set, the format of the data returned by the function `kernelv_ch_get_cont_visu_data()` changes. See also the structure definition of `CONTOUR_VISU`.

Interpolated WCS coordinates can be read by the functions `kernelv_get_wcs_`.

2.7.5 Acknowledgement of technology functions

Technology functions (such as M or H functions) are used to exchange information between the NC program and the software components in the environment (such as PLC) during a real CNC control.

This includes the actual technology information output by the CNC as well as acknowledgements transferred by the software components in the environment to the CNC to synchronise program sequences within and outside of the CNC. When an NC program is processed, these synchronisations can lead to delays in the processing of the NC program.

Default behaviour

All technology functions output are immediately automatically acknowledged by the `kernelV-DLL`.

Execution time simulation

For the execution time to be taken into account in the execution of an NC program, the API function `kernelv_control techno_func_duration()` [▶ 78] can be used to activate the execution time simulation for the technology functions..

When the execution time simulation is activated, technology functions are automatically acknowledged after an adjustable time period.

The execution time can be set by means of the `kernelv_ch_set techno_func_duration()` [▶ 79] function or by means of entries in the channel parameter list (Time-out and process times of M functions (P-CHAN-00040), Time-out / process times of H functions (P-CHAN-00026)).

User acknowledgement

By means of the user acknowledgement, the user himself has full control over the time of acknowledgement of the technology function.

For this purpose, the execution time simulation must first be acknowledged by invoking the function `kernelv_control techno_func_duration()` [▶ 78].

Technology functions for which user acknowledgement is to be activated must be marked using the function `kernelv_ch_set techno_func_user_ackn()` [▶ 80]. All other technology functions are acknowledged after the respective execution time is over.

The functions `kernelv_ch_get_new techno_data()` [▶ 45] or `kernelv_ax_get_new techno_data()` [▶ 50] have to be invoked to check if the respective technology function has been output.

At the time of acknowledgement, the technology function must be acknowledged by invoking the function `kernelv_ch_ackn techno_func()` [▶ 81] or `kernelv_ax_ackn techno_func()` [▶ 82].

2.7.6 Search path for NXC programs

NC programs are sought relative to the application's start directory. Additionally, search paths for programs and global subroutines can be specified in the start-up list (see CNC kernel documentation).

2.7.7 kernelv demo application

As an example for use of the kernelv DLL, a demo application including a demo parameter set is available in which the kernelv DLL is explicitly loaded. Users have the option to start NC programs and display axis positions via a simple ASCII user interface.

The demo application is delivered in a zip archive. The actual kernelv DLL is supplied in a separate installation and is not included in the zip archive.

2.7.7.1 Project structure

The following folder structure is created when the demo application is unpacked:

```
kernelv_demo
|
|----\listen
|----\prg
```

The kernelv_demo directory contains the following files:

kernelv_demo.dsw, kernelv_demo.dsp	Project files, demo application Visual Studio 6
kernelv_demo.c	C source text of the demo application
err_text_version.txt	File containing error message texts
kernelv_demo.bat	Batch file for starting the demo application (debug version).

The configuration lists of the CNC kernel are saved in the subdirectory \listen. The subdirectory \prg contains a simple example program.

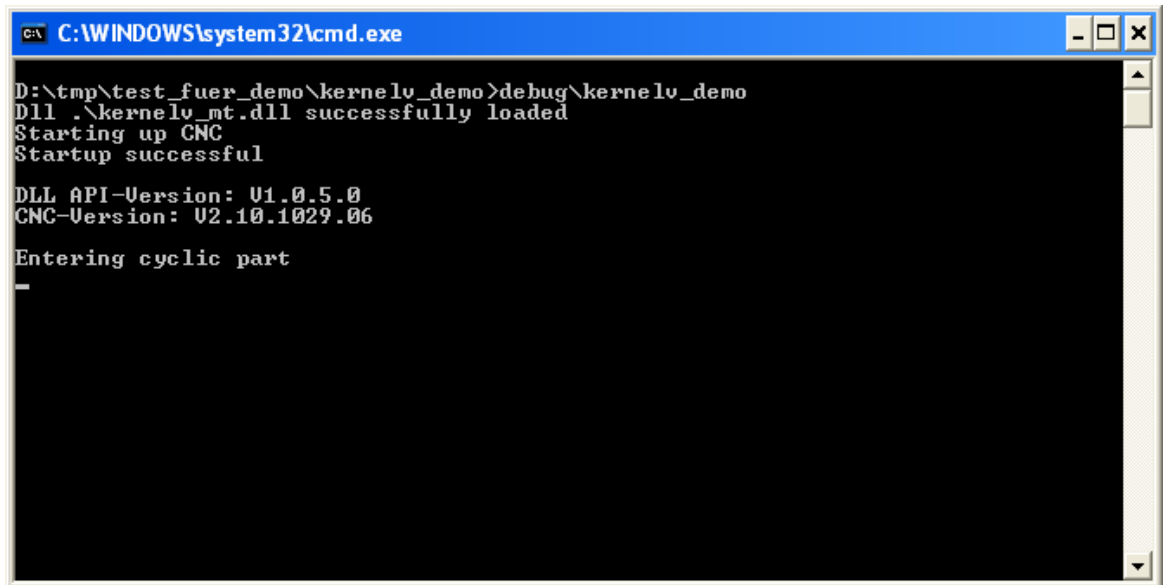
2.7.7.2 Use of the demo application

The following steps are required to use the demo application:

1. Unpack the demo.
2. Copy the kernelv DLL and kernelv.h to the kernelv_demo directory that was created when unpacked.
3. Compile and start the project. It can be started either in the Visual Studio debugger or by means of the kernelv_demo.bat file.

Start screen

After start, the screen below is displayed:



```

C:\WINDOWS\system32\cmd.exe
D:\tmp\test_fuer_demo\kernelv_demo>debug\kernelv_demo
Dll .\kernelv_mt.dll successfully loaded
Starting up CNC
Startup successful
DLL API-Version: U1.0.5.0
CNC-Version: U2.10.1029.06
Entering cyclic part
-
  
```

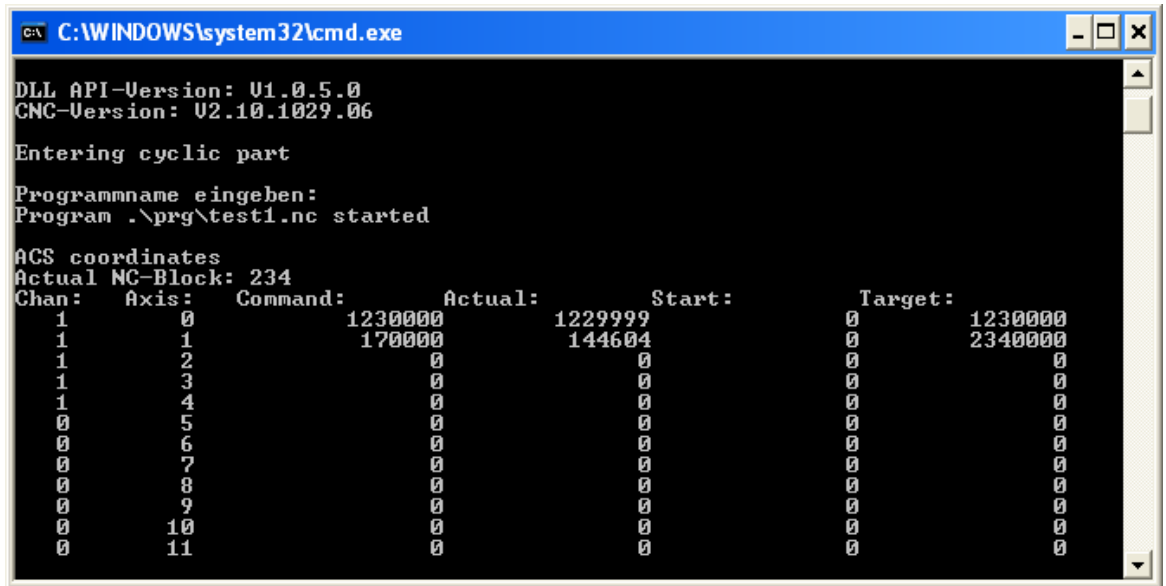
Fig. 3: The start screen of the demo application

Keyboard commands

Input	Effect
S	Starts the program. If no program name is specified, an attempt is made to start the NC program 'test1.nc'. A search for this is made in the './prg' directory.
R	Executes CNC reset.
P	Reads out and displays axis positions.
Q	Quits the application
'Enter'	Status display

Display axis positions

The screen below appears after the supplied test program is executed and the axis positions are displayed:



```
C:\WINDOWS\system32\cmd.exe
DLL API-Version: U1.0.5.0
CNC-Version: U2.10.1029.06

Entering cyclic part
Programmname eingeben:
Program .\prg\test1.nc started

ACS coordinates
Actual NC-Block: 234
Chan:  Axis:  Command:  Actual:  Start:  Target:
1      0      1230000  1229999  0      1230000
1      1      1700000  144604   0      2340000
1      2      0        0        0      0
1      3      0        0        0      0
1      4      0        0        0      0
0      5      0        0        0      0
0      6      0        0        0      0
0      7      0        0        0      0
0      8      0        0        0      0
0      9      0        0        0      0
0     10     0        0        0      0
0     11     0        0        0      0
```

Fig. 4: Display axis positions in demo application

2.7.7.3 Explanations about demo application

All steps required to use the kernelv DLL are executed in the demo application source code. Refer to the respective compiler documentation for further information on the operating system functions called.

Load DLL:

```
hDll = LoadLibrary(dll_name);
```

Query function pointers:

```
if ( !(pCycle = (KERNELV_CYCLE) GetProcAddress(hDll,
                                                "kernelv_do_cycle")) )
{
    printf("Missing pointer to kernelv_do_cycle()\n");
    return -2;
}
```

If the requested symbol is not defined in the DLL, a message is output and the application ends. Refer to the section 'kernelv API' in this document for details on how to use individual functions.

Main loop for handling user inputs and cyclic call of kernelv_do_cycle(). One CNC cycle is computed:

```
(pCycle)();
```

2.8 Configuration

In the current version of the simulation DLL, the CNC kernel is configured by ASCII lists. These ASCII lists can be generated from a TwinCAT configuration file by the “Listenexporteur” (list exporter) program.

2.8.1 Path of the configuration lists

Start-up file

The start-up file contains the basic configuration of the CNC kernel, e.g.:

- number of axes,
- number of channels and
- the access path to the various axis- or channel-specific configuration files.

The path and file name of the start-up file (default: hochlauf.lis) must be transferred to the API function `kernelv_startup`.

You must specify the access paths to other parameter lists in the start-up list:

- Relative paths within the start-up list must be specified relative to the start-up list storage location.
- Absolute paths are adopted without change.



Notice

You are advised to generate the parameter lists either by exporting the lists in the TwinCAT system manager or by using the 'Listenexporteur' tool.

2.9 Error message texts

Assign error message number to error message text

When an error message is output, the CNC kernel only outputs an error message code together with several parameters. An error message text is not assigned until later.

Each error message number is assigned to an error message text by the 'err_text_version.txt' file. This file must reside in the work directory of the application that uses the simulation DLL.

2.10 Tool management

Internal/external tool management

When the CNC kernel is used as simulation DLL, both internal and external tool management can be used (toggle by using P-CHAN-00016).

Tool data

With internal tool management, tool data is saved to the tool data list channel-specific.

When external tool management is used, tool data is always managed globally for the entire CNC: In this case, tool data must be entered in the tool data list of the 1st channel.

The access path to the tool data list must be specified in the start-up list.

The tool data list format is described in [TOOL].

3 kernelv API functions

3.1 kernelv_get_api_version()

Prototype

```
KERNELV_RETURN kernelv_get_api_version (char* versionString,  
                                         unsigned long maxStringLength,  
                                         unsigned long* returnSize);
```

Description

Reads the API version string.

Parameter

Name	Type	Meaning
versionString	char*	Pointer to the version string storage location. The application must provide sufficient memory.
maxStringLength	unsigned long	Length of the memory provided by the application (in bytes).
returnSize	unsigned long*	Length of the version string returned. The value 0 is returned if an error has occurred.

Return values

Symbol	Value	Meaning
RET_FINISHED	0	The function was executed without error.
ERR_CNC_NOT_INIT	-3	The simulation CNC kernel was not yet initialised.
ERR_CNC_RET_MEMORY	-4	The return value(s) does/do not fit into the memory provided. The number of required bytes including the terminating zero is returned in the returnSize parameter.

3.2 kernelv_get_cnc_version()

Prototype

```
KERNELV_RETURN kernelv_get_cnc_version(char* versionString,  
                                       unsigned long maxStringLength,  
                                       unsigned long* returnSize);
```

Description

Reads the CNC version string.

Parameter

Name	Type	Meaning
versionString	char*	Pointer to the version string storage location. The application must provide sufficient memory.
maxStringLength	unsigned long	Length of the memory provided by the application (in bytes).
returnSize	unsigned long*	Length of the version string returned. The value 0 is returned if an error has occurred.

Return values

Symbol	Value	Meaning
RET_FINISHED	0	The function was executed without error.
err_text_version.txt	-3	The simulation CNC kernel was not yet initialised.
ERR_CNC_RET_MEMORY	-4	The return value(s) does/do not fit into the memory provided. The number of required bytes including the terminating zero is returned in the returnSize parameter.

3.3 kernelv_get_cycletime()

Prototype

KERNELV_RETURN kernelv_get_cycletime (unsigned long* cycleTime);

Description

Reads the CNC cycle time.

Parameter

Name	Type	Meaning
cycleTime	unsigned long*	Cycle time us.

Return values

Symbol	Value	Meaning
RET_FINISHED	0	The function was executed without error.
ERR_CNC_NOT_INIT	-3	The simulation CNC kernel was not yet initialised.

3.4 kernelv_startup()

Prototype

```
KERNELV_RETURN kernelv_startup( unsigned long cycleTime,  
                                char* startupFile);
```

Description

Starts the simulation CNC.

Parameter

Name	Type	Meaning
cycleTime	unsigned long	Cycle time us.
startupFile	char *	Path and name of the start-up file.

Return values

Symbol	Value	Meaning
RET_FINISHED	0	The function was executed without error.
ERR_DOUBLE_KERNEL	-6	An instance of the simulation CNC is already running.
ERR_SHM_STARTUP	-7	Internally used shared memories could not be created when the CNC kernel was started.
ERR_STARTUP	-8	An error occurred on starting the simulation CNC. Possible causes are missing parameter lists or incorrect entries in parameter lists.
ERR_NO_LICENSE	-17	No license was found for the use of the kernelv DLL.
ERR_REGISTRY_ACCESS	-19	An error occurred when an attempt was made to read values from the Windows registry.
ERR_PREFIX_TOO_LONG	-23	When the function kernelv_startu_prefix() was called, the transferred instance identifier is too long with the result that the internally generated names for the shared memories used no longer fit in the memory provided.
ERR_STARTUP_CHAN_INIT	-31	When kernelv-Dll was started, it was not possible to execute the initialisation of the configured NC channels.



Notice

Depending on the number of axes and channels in the configuration used, the start of the CNC kernel may take 20 - 30 seconds.

3.5 kernelv_startup_instance()

Prototype

```
KERNELV_RETURN kernelv_startup_instance (unsigned long cycleTime,  
                                         char* startupFile  
                                         char* instancePrefix);
```

Description

Start the simulation CNC:

This function permits several applications to run on one computer. Each application uses a single and therefore a separate instance of the kernelv DLL. Here, a unique instance identifier must be transferred in the call parameter instancePrefix and is valid for the entire computer.

The maximum length of the string that may be transferred as an instance identifier is defined by the constant `KERNELV_INSTANCE_PREFIX_MAX_LEN`. If a longer string is transferred, the start-up is not executed and the function returns the value `ERR_PREFIX_TOO_LONG` (-23).

It is not possible to run several instances of the kernelv DLL in one application.

Parameter

Name	Type	Meaning
cycleTime	unsigned long	Cycle time us.
startupFile	char *	Path and name of the start-up file.
instancePrefix	char *	Unique instance identifier.

Return values

Symbol	Value	Meaning
RET_FINISHED	0	The function was executed without error.
ERR_DOUBLE_KERNEL	-6	An instance of the simulation CNC is already running.
ERR_SHM_STARTUP	-7	Internally used shared memories could not be created when the CNC kernel was started.
ERR_STARTUP	-8	An error occurred on starting the simulation CNC. Possible causes are missing parameter lists or incorrect entries in parameter lists.
ERR_NO_LICENSE	-17	No license was found for the use of the kernelv DLL.
ERR_REGISTRY_ACCESS	-19	An error occurred when an attempt was made to read values from the Windows registry.
ERR_PREFIX_TOO_LONG	-23	When the function <code>kernelv_startu_prefix()</code> was called, the transferred instance identifier is too long with the result that the internally generated names for the shared memories used no longer fit in the memory provided.
ERR_STARTUP_CHAN_INIT	-31	When <code>kernelev-Dll</code> was started, it was not possible to execute the initialisation of the configured NC channels.



Notice

Depending on the number of axes and channels in the configuration used, the start of the CNC kernel may take 20 - 30 seconds.

3.6 kernelv_do_cycle()

Prototype

```
KERNELV_RETURN kernelv_do_cycle();
```

Description

Computes one simulation CNC cycle.

The cycle time transferred as a parameter at the start is used for the internal calculations. If an error should occur in the simulation CNC, it can be checked by the `kernelv_get_error ()` function and the error message string can be read out.

Parameter

None

Return values

Symbol	Value	Meaning
RET_FINISHED	0	The function was executed without error.
ERR_CNC_NOT_INIT	-3	The simulation CNC kernel was not yet initialised.
ERR_NO_LICENSE	-17	No licence was found for the use of the kernelv DLL.

3.7 kernelv_ch_program_start()

Prototype

```
KERNELV_RETURN kernelv_ch_program_start (unsigned long chanIndex,  
                                         char* name,  
                                         unsigned long mode);
```

Description

Starts an NC program in the specified channel.

Parameter

Name	Type	Meaning
chanIndex	unsigned long	Channel index of the channel in which the program is to be started.
name	char*	Name of the program to be started.
mode	unsigned long*	Execution mode in which the program is started. Possible execution modes, see E_KERNELV_PROG_START_MODE.

Return values

Symbol	Value	Meaning
RET_FINISHED	0	The function was executed without error.
RET_BUSY	1	The function is currently being executed, but has not yet been completed. The API function must continue to be called.
ERR_INVALID_CHAN	-1	The transferred channel index is higher than the number of configured channels - 1
ERR_PROG_NAME_LENGTH	-2	The transferred program name is longer than permitted.
ERR_CNC_NOT_INIT	-3	The simulation CNC kernel was not yet initialised.
ERR_INVALID_START_MODE	-25	An invalid start mode was transferred when the function kernelv_ch_program_start() was started. For valid execution mode values, see E_KERNELV_PROG_START_MODE.

3.8 kernelv_ch_reset()

Prototype

```
KERNELV_RETURN kernelv_ch_reset (unsigned long chanIndex);
```

Description

Executes a CNC reset in the specified channel.

This resets internal CNC errors. Any program running during reset is aborted.

Parameter

Name	Type	Meaning
chanIndex	unsigned long	Channel index of the channel in which the program is to be started.

Return values

Symbol	Value	Meaning
RET_FINISHED	0	The function was executed without error.
RET_BUSY	1	The function is currently being executed, but has not yet been completed. The API function must continue to be called.
ERR_INVALID_CHAN	-1	The transferred channel index is higher than the number of configured channels - 1
ERR_CNC_NOT_INIT	-3	The simulation CNC kernel was not yet initialised.

3.9 kernelv_ch_suspend()

Prototype

KERNELV_RETURN kernelv_ch_suspend (unsigned long int chanIndex);

Description

The program currently running in the channel is stopped. The channel state changes to SIMU_CNC_STATE_HOLD.

It is only possible to stop a program if an NC program is currently being executed in the channel, i.e. when the channel is in the SIMU_CNC_STATE_ACTIVE state. The function returns the value ERR_INVALID_STATE if it is called while the channel is in another state.

Parameter

Name	Type	Meaning
chanIndex	unsigned long	Channel index of the channel that is to be stopped.

Return values

Symbol	Value	Meaning
RET_FINISHED	0	The function was executed without error.
RET_BUSY	1	The function is currently being executed, but has not yet been completed. The API function must continue to be called.
ERR_INVALID_CHAN	-1	The transferred channel index is higher than the number of configured channels - 1
ERR_CNC_NOT_INIT	-3	The simulation CNC kernel was not yet initialised.
ERR_INVALID_STATE	-5	The CNC channel is in the wrong state to execute a function.

3.10 kernelv_ch_resume()

Prototype

KERNELV_RETURN kernelv_ch_resume (unsigned long int chanIndex);

Description

The program currently running in the channel is continued. The channel state changes to SIMU_CNC_STATE_ACTIVE.

A program can only be continued if the channel is in the SIMU_CNC_STATE_HOLD state. The function returns the value ERR_INVALID_STATE if it is called while the channel is in another state.

Parameter

Name	Type	Meaning
chanIndex	unsigned long	Channel index of the channel that is to be continued.

Return values

Symbol	Value	Meaning
RET_FINISHED	0	The function was executed without error.
RET_BUSY	1	The function is currently being executed, but has not yet been completed. The API function must continue to be called.
ERR_INVALID_CHAN	-1	The transferred channel index is higher than the number of configured channels - 1
ERR_CNC_NOT_INIT	-3	The simulation CNC kernel was not yet initialised.
ERR_INVALID_STATE	-5	The CNC channel or the axis is in the wrong state to execute a function.

3.11 kernelv_ch_get_override()

Prototype

```
KERNELV_RETURN kernelv_ch_get_override (unsigned long int chanIndex,  
                                         unsigned short int *override);
```

Description

Reads the current override value for the channel.

Parameter

Name	Type	Meaning
chanIndex	unsigned long	Channel index of the channel whose override is to be read.
override	unsigned short*	Pointer to the value to which the override is to be written. The current override value is returned in 0.1%.

Return values

Symbol	Value	Meaning
RET_FINISHED	0	The function was executed without error.
ERR_INVALID_CHAN	-1	The transferred channel index is higher than the number of configured channels -1.
ERR_CNC_NOT_INIT	-3	The simulation CNC kernel was not yet initialised.

3.12 kernelv_ch_set_override()

Prototype

```
KERNELV_RETURN kernelv_ch_set_override (unsigned long int chanIndex,  
                                         unsigned short int override);
```

Description

Sets the current override value for the channel.

Parameter

Name	Type	Meaning
chanIndex	unsigned long	Channel index of the channel whose override is to be set.
override	unsigned short	Override value to be set in 0.1%.

Return values

Symbol	Value	Meaning
RET_FINISHED	0	The function was executed without error.
ERR_INVALID_CHAN	-1	The transferred channel index is higher than the number of configured channels -1.
ERR_CNC_NOT_INIT	-3	The simulation CNC kernel was not yet initialised.

3.13 kernelv_ch_get_blocknumber()

Prototype

KERNELV_RETURN kernelv_ch_get_blocknumber (unsigned long int chanIndex,
signed long int *blocknumber);

Description

Reads the currently executed block number of an NC program.

Parameter

Name	Type	Meaning
chanIndex	unsigned long	Channel index of the channel whose block number is to be read.
blocknumber	signed long*	Pointer to the value to which the block number is to be written.

Return values

Symbol	Value	Meaning
RET_FINISHED	0	The function was executed without error.
ERR_INVALID_CHAN	-1	The transferred channel index is higher than the number of configured channels -1.
ERR_CNC_NOT_INIT	-3	The simulation CNC kernel was not yet initialised.

3.14 kernelv_ch_get_filename()

Prototype

```
KERNELV_RETURN kernelv_ch_get_filename (unsigned long int chanIndex,  
                                         char *filename,  
                                         unsigned short int nameLength,  
                                         unsigned short int* returnLength);
```

Description

Reads the file name of the program currently active in the channel.

Parameter

Name	Type	Meaning
chanIndex	unsigned long	Channel index of the channel whose file name is to be read.
filename	char*	Pointer to the memory location for the file name.
nameLength	unsigned short	Length of the memory area for the file name.
returnLength	unsigned short*	Pointer to the value to which the actually returned number of bytes is to be written. The number of characters in the file name +1 is returned.

Return values

Symbol	Value	Meaning
RET_FINISHED	0	The function was executed without error.
ERR_INVALID_CHAN	-1	The transferred channel index is higher than the number of configured channels -1.
ERR_CNC_NOT_INIT	-3	The simulation CNC kernel was not yet initialised.
ERR_CNC_RET_MEMORY	-4	The return value(s) does/do not fit into the memory provided. In this case, the required memory including the terminating 0 are returned in the returnLength parameter.

3.15 kernelv_ch_get_programname()

Prototype

```
KERNELV_RETURN kernelv_ch_get_programname (unsigned long int chanIndex,  
char *programname,  
unsigned short int nameLength,  
unsigned short int* returnLength);
```

Description

Reads the file name of the program currently active in the channel. The program name is specified at the start of the NC program (see also the programming instructions).

Parameter

Name	Type	Meaning
chanIndex	unsigned long	Channel index of the channel whose program name is to be read.
programname	char*	Pointer to the memory location for the program name.
nameLength	unsigned short	Length of the memory area for the program name.
returnLength	unsigned short*	Pointer to the value to which the actually returned number of bytes is to be written. The number of characters in the file name +1 is returned.

Return values

Symbol	Value	Meaning
RET_FINISHED	0	The function was executed without error.
ERR_INVALID_CHAN	-1	The transferred channel index is higher than the number of configured channels -1.
ERR_CNC_NOT_INIT	-3	The simulation CNC kernel was not yet initialised.
ERR_CNC_RET_MEMORY	-4	The return value(s) does/do not fit into the memory provided. In this case, the required memory is returned in the returnLength parameter.

3.16 kernelv_ch_get_state()

Prototype

```
KERNELV_RETURN kernelv_ch_get_state (unsigned long int chanIndex,  
                                     KERNELV_CHANNEL_STATE *state);
```

Description

Reads the channel's current state.

Parameter

Name	Type	Meaning
chanIndex	unsigned long	Channel index.
state	KERNELV_CHANNEL_STATE *	Pointer to the state to be returned.

Return values

Symbol	Value	Meaning
RET_FINISHED	0	The function was executed without error.
ERR_INVALID_CHAN	-1	The transferred channel index is higher than the number of configured channels -1.
ERR_CNC_NOT_INIT	-3	The simulation CNC kernel was not yet initialised.
ERR_INTERNAL_ERROR	-11	An internal error has occurred in the DLL.

3.17 kernelv_ch_get_fileoffset()

Prototype

KERNELV_RETURN kernelv_ch_get_fileoffset (unsigned long int chanIndex,
signed long int *fileoffset);

Description

Returns the current file offset in the program file.

Parameter

Name	Type	Meaning
chanIndex	unsigned long	Channel index
fileoffset	signed long int *	Pointer to the value to which the file offset is to be written.

Return values

Symbol	Value	Meaning
RET_FINISHED	0	The function was executed without error.
ERR_INVALID_CHAN	-1	The transferred channel index is higher than the number of configured channels -1.
ERR_CNC_NOT_INIT	-3	The simulation CNC kernel was not yet initialised.

3.18 kernelv_ch_get techno_data()

Prototype

```
KERNELV_RETURN kernelv_ch_get techno_data (unsigned long int chanindex,  
                                             KERNELV_TECHNO_DATA * technoData  
                                             unsigned long int technoLength  
                                             unsigned long int * returnLength);
```

Description

Returns the technology functions (M/H functions) acknowledged for the specified channel during the last call of kernelv_do_cycle().

Parameter

Name	Type	Meaning
chanIndex	unsigned long	Channel index
technoData	KERNELV_TECHNO_DATA*	Pointer to the memory area to which the technology data is to be written.
technoLength	unsigned long	Size of the provided memory area in bytes.
returnLength	unsigned long*	Pointer to the memory area to which the actually returned bytes are to be written.

Return values

Symbol	Value	Meaning
RET_FINISHED	0	The function was executed without error.
ERR_INVALID_CHAN	-1	The transferred channel index is higher than the number of configured channels -1.
ERR_CNC_NOT_INIT	-3	The simulation CNC kernel was not yet initialised.
ERR_CNC_RET_MEMORY	-4	The return value(s) does/do not fit into the memory provided. The number of bytes required is returned in the returnLength parameter.

3.19 kernelv_ch_get_new techno_data()

Prototype

```
KERNELV_RETURN kernelv_ch_get_new techno_data (unsigned long int chanindex,  
                                               KERNELV_TECHNO_DATA * technoData  
                                               unsigned long int technoLength  
                                               unsigned long int * returnLength);
```

Description

Returns the technology functions (M/H functions) recently output during the last call of kernelv_do_cycle() for each specific channel.

Parameter

Name	Type	Meaning
chanIndex	unsigned long	Channel index
technoData	KERNELV_TECHNO_DATA*	Pointer to the memory area to which the technology data is to be written.
technoLength	unsigned long	Size of the provided memory area in bytes.
returnLength	unsigned long*	Pointer to the memory area to which the actually returned bytes are to be written.

Return values

Symbol	Value	Meaning
RET_FINISHED	0	The function was executed without error.
ERR_INVALID_CHAN	-1	The transferred channel index is higher than the number of configured channels - 1
ERR_CNC_NOT_INIT	-3	The simulation CNC kernel was not yet initialised.
ERR_CNC_RET_MEMORY	-4	The return value(s) does/do not fit into the memory provided. The number of bytes required is returned in the returnLength parameter.

3.20 kernelv_ch_get techno_data2()

Prototype

```
KERNELV_RETURN kernelv_ch_get techno_data2 (unsigned long int chanindex,  
                                             KERNELV_TECHNO_DATA2 * technoData2  
                                             unsigned long int technoLength  
                                             unsigned long int * returnLength);
```

Description

Returns the technology functions (M/H functions) acknowledged for the specified channel during the last call of kernelv_do_cycle().

Parameter

Name	Type	Meaning
chanIndex	unsigned long	Channel index
technoData	KERNELV_TECHNO_DATA2*	Pointer to the memory area to which the technology data is to be written.
technoLength	unsigned long	Size of the provided memory area in bytes.
returnLength	unsigned long*	Pointer to the memory area to which the actually returned bytes are to be written.

Return values

Symbol	Value	Meaning
RET_FINISHED	0	The function was executed without error.
ERR_INVALID_CHAN	-1	The transferred channel index is higher than the number of configured channels - 1
ERR_CNC_NOT_INIT	-3	The simulation CNC kernel was not yet initialised.
ERR_CNC_RET_MEMORY	-4	The return value(s) does/do not fit into the memory provided. The number of bytes required is returned in the returnLength parameter.

3.21 kernelv_ch_get_new techno_data2()

Prototype

```
KERNELV_RETURN kernelv_ch_get_new techno_data2 (unsigned long int chanindex,  
                                                KERNELV_TECHNO_DATA2 * technoData2  
                                                unsigned long int technoLength  
                                                unsigned long int * returnLength);
```

Description

Returns the technology functions (M/H functions) recently output during the last call of kernelv_do_cycle() for each specific channel.

Parameter

Name	Type	Meaning
chanIndex	unsigned long	Channel index
technoData	KERNELV_TECHNO_DATA2*	Pointer to the memory area to which the technology data is to be written.
technoLength	unsigned long	Size of the provided memory area in bytes.
returnLength	unsigned long*	Pointer to the memory area to which the actually returned bytes are to be written.

Return values

Symbol	Value	Meaning
RET_FINISHED	0	The function was executed without error.
ERR_INVALID_CHAN	-1	The transferred channel index is higher than the number of configured channels - 1
ERR_CNC_NOT_INIT	-3	The simulation CNC kernel was not yet initialised.
ERR_CNC_RET_MEMORY	-4	The return value(s) does/do not fit into the memory provided. The number of bytes required is returned in the returnLength parameter.

3.22 kernelv_ch_get_finished_nc_lines()

Prototype

```
KERNELV_RETURN kernelv_ch_get_finished_nc_lines(unsigned long int chanIndex,  
                                                KERNELV_NC_LINE_DATA *ncLineData,  
                                                unsigned long int maxByteSize,  
                                                unsigned long int* returnLength);
```

Description

Returns the NC lines executed for the specified channel during the last call of kernelv_do_cycle(). Up to 20 NC blocks can be executed for each call of kernelv_do_cycle().

An array of structures of the type KERNELV_NC_LINE_DATA is returned.

The number of entries returned can be calculated by means of returnLength/sizeof(KERNELV_NC_LINE_DATA).

The breakdown of the structure is described in the section entitled Struct KERNELV_NC_LINE_DATA.

Parameter

Name	Type	Meaning
chanIndex	unsigned long	Channel index
ncLineData	KERNELV_NC_LINE_DATA*	Pointer to the memory area to which the data of the executed NC lines is to be written.
maxByteSize	unsigned long	Size of the provided memory area in bytes.
returnLength	unsigned long*	Pointer to the memory area to which the actually returned bytes are to be written.

Return values

Symbol	Value	Meaning
RET_FINISHED	0	The function was executed without error.
ERR_INVALID_CHAN	-1	The transferred channel index is higher than the number of configured channels - 1
ERR_CNC_NOT_INIT	-3	The simulation CNC kernel was not yet initialised.
ERR_CNC_RET_MEMORY	-4	The return value(s) does/do not fit into the memory provided. In this case, the number of actually required bytes is returned in returnLength

3.23 kernelv_ax_get techno_data()

Prototype

```
KERNELV_RETURN kernelv_ax_get techno_data (unsigned long int axisIndex,  
                                           KERNELV_TECHNO_DATA * technoData  
                                           unsigned long int technoLength  
                                           unsigned long int *returnLength);
```

Description

Returns the technology functions (M/H functions) acknowledged for the specified axis during the last call of kernelv_do_cycle().

Parameter

Name	Type	Meaning
axisIndex	unsigned long	Index of the axis.
technoData	KER- NELV_TECHNO_D ATA*	Pointer to the memory area to which the technology data is to be written.
technoLength	unsigned long	Size of the provided memory area in bytes.
returnLength	unsigned long*	Pointer to the memory area to which the actually returned bytes are to be written.

Return values

Symbol	Value	Meaning
RET_FINISHED	0	The function was executed without error.
ERR_CNC_NOT_INIT	-3	The simulation CNC kernel was not yet initialised.
ERR_CNC_RET_MEMORY	-4	The return value(s) does/do not fit into the memory provided. The number of bytes required is returned in the returnLength parameter.
ERR_INVALID_AX	-9	The transferred axis index is higher than the number of configured axes - 1

3.24 kernelv_ax_get_new techno_data()

Prototype

```
KERNELV_RETURN kernelv_ax_get_new techno_data (unsigned long int axisIndex,  
                                               KERNELV_TECHNO_DATA * technoData  
                                               unsigned long int technoLength  
                                               unsigned long int *returnLength);
```

Description

Returns the technology functions (M/H functions) recently output during the last call of kernelv_do_cycle() for each specific axis.

Parameter

Name	Type	Meaning
axisIndex	unsigned long	Index of the axis.
technoData	KERNELV_TECHNO_DATA*	Pointer to the memory area to which the technology data is to be written.
technoLength	unsigned long	Size of the provided memory area in bytes.
returnLength	unsigned long*	Pointer to the memory area to which the actually returned bytes are to be written.

Return values

Symbol	Value	Meaning
RET_FINISHED	0	The function was executed without error.
ERR_CNC_NOT_INIT	-3	The simulation CNC kernel was not yet initialised.
ERR_CNC_RET_MEMORY	-4	The return value(s) does/do not fit into the memory provided. The number of bytes required is returned in the returnLength parameter.
ERR_INVALID_AX	-9	The transferred axis index is higher than the number of configured axes - 1

3.25 kernelv_ax_get techno_data2()

Prototype

```
KERNELV_RETURN kernelv_ax_get techno_data2 (unsigned long int axisIndex,  
                                             KERNELV_TECHNO_DATA2 * technoData  
                                             unsigned long int technoLength  
                                             unsigned long int *returnLength);
```

Description

Returns the technology functions (M/H functions) acknowledged for the specified axis during the last call of kernelv_do_cycle().

Parameter

Name	Type	Meaning
axisIndex	unsigned long	Index of the axis.
technoData	KER- NELV_TECHNO_D ATA2*	Pointer to the memory area to which the technology data is to be written.
technoLength	unsigned long	Size of the provided memory area in bytes.
returnLength	unsigned long*	Pointer to the memory area to which the actually returned bytes are to be written.

Return values

Symbol	Value	Meaning
RET_FINISHED	0	The function was executed without error.
ERR_CNC_NOT_INIT	-3	The simulation CNC kernel was not yet initialised.
ERR_CNC_RET_MEMORY	-4	The return value(s) does/do not fit into the memory provided. The number of bytes required is returned in the returnLength parameter.
ERR_INVALID_AX	-9	The transferred axis index is higher than the number of configured axes - 1

3.26 kernelv_ax_get_new techno_data2()

Prototype

```
KERNELV_RETURN kernelv_ax_get_new techno_data (unsigned long int axisIndex,  
                                                KERNELV_TECHNO_DATA2 * technoData  
                                                unsigned long int technoLength  
                                                unsigned long int *returnLength);
```

Description

Returns the technology functions (M/H functions) recently output during the last call of kernelv_do_cycle() for each specific axis.

Parameter

Name	Type	Meaning
axisIndex	unsigned long	Index of the axis.
technoData	KERNELV_TECHNO_DATA2*	Pointer to the memory area to which the technology data is to be written.
technoLength	unsigned long	Size of the provided memory area in bytes.
returnLength	unsigned long*	Pointer to the memory area to which the actually returned bytes are to be written.

Return values

Symbol	Value	Meaning
RET_FINISHED	0	The function was executed without error.
ERR_CNC_NOT_INIT	-3	The simulation CNC kernel was not yet initialised.
ERR_CNC_RET_MEMORY	-4	The return value(s) does/do not fit into the memory provided. The number of bytes required is returned in the returnLength parameter.
ERR_INVALID_AX	-9	The transferred axis index is higher than the number of configured axes - 1

3.27 kernelv_ax_set_position()

Prototype

KERNELV_RETURN kernelv_ax_set_position (unsigned long int axisIndex,
signed long int position);

Description

Sets the actual position of the axis to the position specified in the position parameter. This function can only be executed if no NC program is active in the channel to which the axis currently belongs. If an attempt is made to set the axis position while the NC program is active, adoption of the position is refused and the return value ERR_INVALID_STATE is returned.

Parameter

Name	Type	Meaning
axisIndex	unsigned long	Index of the axis.
position	unsigned long	New actual position of the axis in 0.1 µm.

Return values

Symbol	Value	Meaning
RET_FINISHED	0	The function was executed without error.
RET_BUSY	1	The function is currently being executed, but has not yet been completed. The API function must continue to be called.
ERR_CNC_NOT_INIT	-3	The simulation CNC kernel has not yet been initialised.
ERR_INVALID_STATE	-5	The CNC channel of the axis is in the wrong state for executing a function.
ERR_INVALID_AX	-9	The transferred axis index is higher than the number of configured axes -1 or zero.
ERR_INVALID_AX	-9	The transferred axis index is higher than the number of configured axes - 1
ERR_AXIS_ERROR	-10	The CNC axis indicates an error. The CNC additionally issues an error message.

3.28 kernelv_get_acs_command_positions()

Prototype

```
KERNELV_RETURN kernelv_get_acs_command_positions (unsigned long* positions,  
                                                  unsigned long maxByteSize,  
                                                  unsigned long* returnSize);
```

Description

The ACS command positions of all axes existing in the CNC are returned in an array. If an axis-specific command value transformation is configured for an axis, this function returns the transformed command value for each specific axis.

Position values have a resolution of 0.1 μm for translatory axes or $1 \cdot 10^{-4}$ for spindles or modulo axes.

The error code `ERR_CNC_RET_MEMORY` is returned if the memory provided by the calling application is not sufficient for returning all values.

The calling application must provide at least number of axes * `sizeof(signed long int)` bytes for returning of all position values.

The order of the axis positions in the returned array is equal to the configuration order of the axes.

Parameter

Name	Type	Meaning
positions	unsigned long*	Pointer to the memory area for the axis positions to be returned.
maxByteSize	unsigned long	Size of the memory area for the axis positions.
returnSize	unsigned long*	Number of bytes returned in positions.

Return values

Symbol	Value	Meaning
<code>RET_FINISHED</code>	0	The function was executed without error.
<code>ERR_CNC_NOT_INIT</code>	-3	The simulation CNC kernel was not yet initialised.
<code>ERR_CNC_RET_MEMORY</code>	-4	The return value(s) does/do not fit into the memory provided. The number of bytes required is returned in the returnSize parameter.

3.29 kernelv_get_acs0_command_positions()

Prototype

```
KERNELV_RETURN kernelv_get_acs0_command_positions (unsigned long* positions,  
                                                    unsigned long maxByteSize,  
                                                    unsigned long* returnSize);
```

Description

The ACS command positions of all axes existing in the CNC are returned in an array. If an axis-specific command value transformation is configured for an axis, this function returns the untransformed command value for each specific axis.

Position values have a resolution of 0.1 μm for translatory axes or $1 \cdot 10^{-4}$ for spindles or modulo axes.

The error code `ERR_CNC_RET_MEMORY` is returned if the memory provided by the calling application is not sufficient for returning all values.

The calling application must provide at least number of axes * `sizeof(signed long int)` bytes for returning of all position values.

The order of the axis positions in the returned array is equal to the configuration order of the axes.

Parameter

Name	Type	Meaning
positions	unsigned long*	Pointer to the memory area for the axis positions to be returned.
maxByteSize	unsigned long	Size of the memory area for the axis positions.
returnSize	unsigned long*	Number of bytes returned in positions.

Return values

Symbol	Value	Meaning
<code>RET_FINISHED</code>	0	The function was executed without error.
<code>ERR_CNC_NOT_INIT</code>	-3	The simulation CNC kernel was not yet initialised.
<code>ERR_CNC_RET_MEMORY</code>	-4	The return value(s) does/do not fit into the memory provided. The number of bytes required is returned in the <code>returnSize</code> parameter.

3.30 kernelv_get_acs_actual_positions()

Prototype

KERNELV_RETURN kernelv_get_acs_actual_positions (unsigned long* positions,
unsigned long maxByteSize,
unsigned long* returnSize);

Description

The actual ACS positions of all axes existing in the CNC are returned in an array.

To calculate actual positions, a position control loop is simulated internally in the CNC and the mechanical behaviour of the axis is simulated by a PT2 element.

Position values have a resolution of 0.1 μm for translatory axes or $1 \cdot 10^{-4}$ for spindles or modulo axes.

The error code ERR_CNC_RET_MEMORY is returned if the memory provided by the calling application is not sufficient for returning all values.

The calling application must provide at least number of axes * sizeof(signed long int) bytes for returning of all position values.

The order of the axis positions in the returned array is equal to the configuration order of the axes.

Parameter

Name	Type	Meaning
positions	unsigned long*	Pointer to the memory area for the axis positions to be returned.
maxByteSize	unsigned long	Size of the memory area for the axis positions.
returnSize	unsigned long*	Number of bytes returned in positions.

Return values

Symbol	Value	Meaning
RET_FINISHED	0	The function was executed without error.
ERR_CNC_NOT_INIT	-3	The simulation CNC kernel was not yet initialised.
ERR_CNC_RET_MEMORY	-4	The return value(s) does/do not fit into the memory provided. The number of bytes required is returned in the returnSize parameter.

3.31 kernelv_get_acs_target_positions()

Prototype

```
KERNELV_RETURN kernelv_get_acs_target_positions (unsigned long* positions,  
                                                unsigned long maxByteSize,  
                                                unsigned long* returnSize);
```

Description

The ACS target positions of all axes existing in the CNC are returned in an array.

The target position is the axis position at the end of the currently executed motion block.

Position values have a resolution of 0.1 μm for translatory axes or $1 \cdot 10^{-4}$ for spindles or modulo axes.

The error code ERR_CNC_RET_MEMORY is returned if the memory provided by the calling application is not sufficient for returning all values.

The calling application must provide at least number of axes * sizeof(signed long int) bytes for returning of all position values.

The order of the axis positions in the returned array is equal to the configuration order of the axes.

Parameter

Name	Type	Meaning
positions	unsigned long*	Pointer to the memory area for the axis positions to be returned.
maxByteSize	unsigned long	Size of the memory area for the axis positions.
returnSize	unsigned long*	Number of bytes returned in positions.

Return values

Symbol	Value	Meaning
RET_FINISHED	0	The function was executed without error.
ERR_CNC_NOT_INIT	-3	The simulation CNC kernel was not yet initialised.
ERR_CNC_RET_MEMORY	-4	The return value(s) does/do not fit into the memory provided. In this case, the required memory is returned in the returnSize parameter.

3.32 kernelv_get_acs_start_positions()

Prototype

```
KERNELV_RETURN kernelv_get_acs_start_positions (unsigned long* positions,  
                                                unsigned long maxByteSize,  
                                                unsigned long* returnSize);
```

Description

The ACS start positions of all axes existing in the CNC are returned in an array.

The start position is the axis position that the axis was in at the start of the currently executed motion block.

Position values have a resolution of 0.1 μm for translatory axes or $1 \cdot 10^{-4}$ for spindles or modulo axes.

The error code `ERR_CNC_RET_MEMORY` is returned if the memory provided by the calling application is not sufficient for returning all values.

The calling application must provide at least number of axes * sizeof(signed long int) bytes for returning of all position values.

The order of the axis positions in the returned array is equal to the configuration order of the axes.

Parameter

Name	Type	Meaning
positions	unsigned long*	Pointer to the memory area for the axis positions to be returned.
maxByteSize	unsigned long	Size of the memory area for the axis positions.
returnSize	unsigned long*	Number of bytes returned in positions.

Return values

Symbol	Value	Meaning
RET_FINISHED	0	The function was executed without error.
ERR_CNC_NOT_INIT	-3	The simulation CNC kernel was not yet initialised.
ERR_CNC_RET_MEMORY	-4	The return value(s) does/do not fit into the memory provided. The number of bytes required is returned in the returnSize parameter.

3.33 kernelv_get_wcs_command_positions()

Prototype

```
KERNELV_RETURN      kernelv_get_wcs_command_positions (unsigned long* positions,
                                                    unsigned long maxByteSize,
                                                    unsigned long* returnSize);
```

Description

The WCS command positions of all axes existing in the CNC are returned in an array.

Position values have a resolution of 0.1 µm for translatory axes or 1*10⁻⁴ for spindles or modulo axes.

The error code ERR_CNC_RET_MEMORY is returned if the memory provided by the calling application is not sufficient for returning all values.

The calling application must provide at least number of axes * sizeof(signed long int) bytes for returning of all position values.

The order of the axis positions in the returned array is equal to the configuration order of the axes.

Parameter

Name	Type	Meaning
positions	unsigned long*	Pointer to the memory area for the axis positions to be returned.
maxByteSize	unsigned long	Size of the memory area for the axis positions.
returnSize	unsigned long*	Number of bytes returned in positions.

Return values

Symbol	Value	Meaning
RET_FINISHED	0	The function was executed without error.
ERR_CNC_NOT_INIT	-3	The simulation CNC kernel was not yet initialised.
ERR_CNC_RET_MEMORY	-4	The return value(s) does/do not fit into the memory provided. In this case, the required memory is returned in the returnSize parameter.

3.34 kernelv_get_wcs_target_positions()

Prototype

KERNELV_RETURN kernelv_get_wcs_target_positions (unsigned long* positions,
unsigned long maxByteSize,
unsigned long* returnSize);

Description

The WCS target positions of all axes existing in the CNC are returned in an array.

The target position is the axis position at the end of the currently executed motion block.

Position values have a resolution of 0.1 μm for translatory axes or $1 \cdot 10^{-4}$ for spindles or modulo axes.

The error code ERR_CNC_RET_MEMORY is returned if the memory provided by the calling application is not sufficient for returning all values.

The calling application must provide at least number of axes * sizeof(signed long int) bytes for returning of all position values.

The order of the axis positions in the returned array is equal to the configuration order of the axes.

Parameter

Name	Type	Meaning
positions	unsigned long*	Pointer to the memory area for the axis positions to be returned.
maxByteSize	unsigned long	Size of the memory area for the axis positions.
returnSize	unsigned long*	Number of bytes returned in positions.

Return values

Symbol	Value	Meaning
RET_FINISHED	0	The function was executed without error.
ERR_CNC_NOT_INIT	-3	The simulation CNC kernel was not yet initialised.
ERR_CNC_RET_MEMORY	-4	The return value(s) does/do not fit into the memory provided. In this case, the required memory is returned in the returnSize parameter.

3.35 kernelv_get_wcs_start_positions()

Prototype

KERNELV_RETURN kernelv_get_wcs_start_positions (unsigned long* positions,
unsigned long maxByteSize,
unsigned long* returnSize);

Description

The WCS start positions of all axes existing in the CNC are returned in an array.

The start position is the axis position that the axis was in at the start of the currently executed motion block.

Position values have a resolution of 0.1 μm for translatory axes or $1 \cdot 10^{-4}^\circ$ for spindles or modulo axes.

The error code ERR_CNC_RET_MEMORY is returned if the memory provided by the calling application is not sufficient for returning all values.

The calling application must provide at least number of axes * sizeof(signed long int) bytes for returning of all position values.

The order of the axis positions in the returned array is equal to the configuration order of the axes.

Parameter

Name	Type	Meaning
positions	unsigned long*	Pointer to the memory area for the axis positions to be returned.
maxByteSize	unsigned long	Size of the memory area for the axis positions.
returnSize	unsigned long*	Number of bytes returned in positions.

Return values

Symbol	Value	Meaning
RET_FINISHED	0	The function was executed without error.
ERR_CNC_NOT_INIT	-3	The simulation CNC kernel was not yet initialised.
ERR_CNC_RET_MEMORY	-4	The return value(s) does/do not fit into the memory provided. In this case, the required memory is returned in the returnSize parameter.

3.36 kernelv_get_prg_target_positions()

Prototype

```
KERNELV_RETURN    kernelv_get_prg_target_positions (signed long int *positions,  
                                                unsigned long int maxByteSize,  
                                                unsigned long int *returnSize);
```

Description

The target positions of all axes existing in the CNC that are programmed in the NC program are returned in an array.

The returned positions are the positions programmed in the currently executed NC block.

If motion blocks are inserted by the CNC or programmed motion blocks are split (e.g. when contouring), the target position of the source block is output for all generated NC blocks.

Position values have a resolution of 0.1 μm for translatory axes or $1 \cdot 10^{-4}^\circ$ for spindles or rotary axes.

The error code ERR_CNC_RET_MEMORY is returned if the memory provided by the calling application is not sufficient for returning all values.

The calling application must provide at least number of axes * sizeof(signed long int) bytes for returning of all position values.

The order of the axis positions in the returned array is equal to the configuration order of the axes.

If an axis is currently not assigned to an NC channel, the value zero is returned for that axis.

Parameter

Name	Type	Meaning
positions	unsigned long*	Pointer to the memory area for the axis positions to be returned.
maxByteSize	unsigned long	Size of the memory area for the axis positions.
returnSize	unsigned long*	Number of bytes returned in positions.

Return values

Symbol	Value	Meaning
RET_FINISHED	0	The function was executed without error.
ERR_CNC_NOT_INIT	-3	The simulation CNC kernel was not yet initialised.
ERR_CNC_RET_MEMORY	-4	The return value(s) does/do not fit into the memory provided. In this case, the required memory is returned in the returnSize parameter.

3.37 kernelv_get_axis_channel_number()

Prototype

```
KERNELV_RETURN kernelv_get_axis_channel_number (unsigned short* chanNumbers,  
                                                unsigned long maxByteSize,  
                                                unsigned long* returnSize);
```

Description

By configuration or by axis replacement commands during an NC program, an axis can be moved by different CNC channels. By means of this function, the number of the channel moving the respective axis can be queried.

The following relationship exists between the channel number and the channel index:

Channel index = channel number - 1

Parameter

Name	Type	Meaning
chanNumbers	unsigned short*	Pointer to the memory area for the channel numbers to be returned.
maxByteSize	unsigned long	Size of the memory area for the axis positions.
returnSize	unsigned long*	Number of bytes returned in positions.

Return values

Symbol	Value	Meaning
RET_FINISHED	0	The function was executed without error.
ERR_CNC_NOT_INIT	-3	The simulation CNC kernel was not yet initialised.
ERR_CNC_RET_MEMORY	-4	The return value(s) does/do not fit into the memory provided. In this case, the required memory is returned in the returnSize parameter.

3.38 kernelv_ch_get_variable_value()

Prototype

```
KERNELV_RETURN kernelv_ch_get_variable_value (unsigned long int chanIndex,  
char* varName,  
KERNELV_VARIABLE *var);
```

Description

Reads a variable out of the CNC kernel. Currently, the following variable types can be read.

Type	Example
External variables	V.E.VAR_1
Global variables, see (1)	V.G.CNC_RELEASE
Axis-specific variables	V.A.+SWE.X
Program global, self-defined variables	V.P.VAR_1
Cross-program, self-defined variables	V.S.VAR_1
Program non-global, self-defined variables	V.L.VAR_1

Currently, it is not possible to read Type V.G.WZ[] variables.

The variable to be read is identified on the basis of its name and the channel index.

The complete name (including the V.E. prefix and the array index in the case of array variables) must be specified as the name.

Example: "V.E.VAR_FLOAT_ARRAY[3]"

The value is returned in the KERNELV_VARIABLE *var structure.

An error code is returned if an error occurred while reading the variables.

Parameter

Name	Type	Meaning
chanIndex	unsigned long	Channel index of the channel from which the variable is to be read.
varName	char*	Pointer to the variable name.
var	KERNELV_VARIABLE*	Pointer to structure to which the variable value and the type are to be written.

Return values

Symbol	Value	Meaning
RET_FINISHED	0	The function was executed without error.
ERR_INVALID_CHAN	-1	The transferred channel index is higher than the number of configured channels - 1
ERR_CNC_NOT_INIT	-3	The simulation CNC kernel was not yet initialised.
ERR_CNC_RET_MEMORY	-4	The return value(s) does/do not fit into the memory provided.
ERR_INTERNAL_ERROR	-11	An internal error has occurred in the DLL.
ERR_UNKNOWN_VARIABLE	-12	The variable name is not known in the CNC kernel.
ERR_VARIABLE_SYNTAX	-13	The variable name is syntactically incorrect, e.g. no closing bracket in the case of an array variable.
ERR_VAR_NAME_LENGTH	-18	The variable name transferred to the function exceeds the maximum permissible length (KERNELV_VAR_NAME_LENGTH).
ERR_ARRAY_NOT_SUPPORTED	-21	With many CNC real-time variants, an array can be read 'en block' by omitting the array index on access. The kernelv DLL does not currently support this access type.

3.39 kernelv_ch_set_variable_value()

Prototype

```
KERNELV_RETURN kernelv_ch_set_variable_value (unsigned long int chanIndex,  
char* varName,  
KERNELV_VARIABLE *var);
```

Description

Writes variables defined for a CNC kernel.

Writing a variable is only possible if it is writable by the NC program. External variables can always be written irrespective of the access type configured.

Currently, the following variable types can be written.

Type	Example
External variables	V.E.VAR_1
Global variables, see (1)	V.G.WZ_AKT.R
Axis-specific variables	V.A.WCS.X
Program global, self-defined variables	V.P.VAR_1
Cross-program, self-defined variables	V.S.VAR_1
Program non-global, self-defined variables	V.L.VAR_1

Currently, it is not possible to read Type V.G.WZ[] variables.

The variable to be written is identified on the basis of its name and the channel index.

The complete name (including the V.E. prefix and the array index in the case of array variables) must be specified as the name.

Example: "V.E.VAR_FLOAT_ARRAY[3]"

The variable value to be written must be transferred in the KERNELV_VARIABLE *var structure.

An error code is returned if an error occurred while writing the variables.

Parameter

Name	Type	Meaning
chanIndex	unsigned long	Channel index of the channel from which the variable is to be read.
varName	char*	Pointer to the variable name.
var	KERNELV_VARIABLE*	Pointer to structure to which the variable value and the type are to be written.

Return values

Symbol	Value	Meaning
RET_FINISHED	0	The function was executed without error.
ERR_INVALID_CHAN	-1	The transferred channel index is higher than the number of configured channels - 1
ERR_CNC_NOT_INIT	-3	The simulation CNC kernel was not yet initialised.
ERR_CNC_RET_MEMORY	-4	The return value(s) does/do not fit into the memory provided.
ERR_INTERNAL_ERROR	-11	An internal error has occurred in the DLL.
ERR_UNKNOWN_VARIABLE	-12	The variable name is not known in the CNC kernel.
ERR_VARIABLE_SYNTAX	-13	The variable name is syntactically incorrect, e.g. no closing bracket in the case of an array variable.
ERR_DATA_TYPE_MISMATCH	-14	On write access to a variable, the transferred data type does not match the data type used internally in the CNC.
ERR_VAR_NAME_LENGTH	-18	The variable name passed on to the function exceeds the maximum permissible length (KERNELV_VAR_NAME_LENGTH).
ERR_ARRAY_NOT_SUPPORTED	-21	With many CNC real-time variants, an array can be read or written 'en block' by omitting the array index at access. The kernelv DLL does not currently support this access type.
ERR_VAR_NOT_WRITEABLE	-22	An attempt was made to write a non-writeable variant. For write access to variables, the same access rules apply as within an NC program. The only exception here are V.E. variables. They can always be written irrespective of the access rights configured.

3.40 kernelv_get_channel_count()

Prototype

KERNELV_RETURN kernelv_get_channel_count (unsigned long int* channelCount);

Description

Reads the number of configured channels of the CNC control.

An error code is returned if the function is called while the CNC kernel has not yet started.

Parameter

Name	Type	Meaning
channelCount	unsigned long*	Pointer to the memory for the number of channels to be returned.

Return values

Symbol	Value	Meaning
RET_FINISHED	0	The function was executed without error.
ERR_CNC_NOT_INIT	-3	The simulation CNC kernel was not yet initialised.

3.41 kernelv_get_axis_count()

Prototype

```
KERNELV_RETURN kernelv_get_axis_count (unsigned long int* axisCount);
```

Description

Reads the number of configured axes of the CNC controller.

An error code is returned if the function is called while the CNC kernel has not yet started.

Parameter

Name	Type	Meaning
axisCount	unsigned long*	Pointer to the memory for the number of axes to be returned.

Return values

Symbol	Value	Meaning
RET_FINISHED	0	The function was executed without error.
ERR_CNC_NOT_INIT	-3	The simulation CNC kernel was not yet initialised.

3.42 kernelv_sync_read_request()

Prototype

```
signed long int kernelv_sync_read_request (unsigned short port,
                                           unsigned long int indexGroup,
                                           unsigned long int indexOffset,
                                           unsigned long int length,
                                           void* data);
```

Description

Synchronous reading of variables. The variables are identified by Port, indexGroup and indexOffset.

At present, the following ports are supported:

Port number	CNC task
551	GEO task
552	SDA task
553	COM task

The meaning of indexGroup and indexOffset depends on the addressed port and can be found in the documentation.

An error code is returned if the function is called while the CNC kernel has not yet started.

Parameter

Name	Type	Meaning
port	unsigned short	Port from which the data is to be read.
indexGroup	unsigned long*	Index group of the data item to be read.
indexOffset	unsigned long*	Index offset of the data item to be read.
length	unsigned long*	Size of the memory in bytes for the value to be read.
data	void*	Pointer to memory for the value to be read

Return values

Symbol	Value	Meaning
	0	The function was executed without error.
	-3	The simulation CNC kernel was not yet initialised.
ERR_CNC_RET_MEMORY	-4	The return value(s) does/do not fit into the memory provided.
	6	The transferred port number is not known.
	0x701	The requested service is not supported.
	0x702	Index group is invalid
	0x703	Index offset is invalid
	0x704	The variable addressed must not be read.
	0x705	The memory provided is too small for the value to be returned.
	0x706	The job cannot be executed. Possible reasons are: <ul style="list-style-type: none">• invalid data on write accesses or• invalid state of kernelv, e.g. list updating while CNC channel is in error.

3.43 kernelv_sync_write_request()

Prototype

```
signed long int          kernelv_sync_write_request (unsigned short port,
                                                    unsigned long int indexGroup,
                                                    unsigned long int indexOffset,
                                                    unsigned long int length,
                                                    void* data);
```

Description

Synchronous writing of variables. The variables are identified by Port, indexGroup and indexOffset.

At present, the following ports are supported:

Port number	CNC task
551	GEO task
552	SDA task
553	COM task

The meaning of indexGroup and indexOffset depends on the addressed port and can be found in the documentation.

An error code is returned if the function is called while the CNC kernel has not yet started.

A write operation may last several NC cycles irrespective of the index group and index offset used. In this case the function returns the value 1 (RET_BUSY).

If this is the case, the function must be called again every time kernelv_do_cycle() is called until either the return value returned is 0 (RET_FINISHED) or an error message is returned.

Parameter

Name	Type	Meaning
port	unsigned short	Port via which data is to be written.
indexGroup	unsigned long	Index group of data item to be written.
indexOffset	unsigned long	Index offset of data item to be written.
length	unsigned long*	Size of the memory in bytes for the value to be written.
data	void*	Pointer to memory for the value to be written

Return values

Symbol	Value	Meaning
RET_FINISHED	0	The function was executed without error.
RET_BUSY	1	The function is currently being executed, but has not yet been completed. The API function must continue to be called.
	6	The transferred port number is not known.
	0x701	The requested service is not supported.
	0x702	Index group is invalid
	0x703	Index offset is invalid
	0x704	The variable addressed must not be written.
	0x705	The data to be written does not match the addressed variable.
	0x706	The job cannot be executed. Possible reasons are: <ul style="list-style-type: none">• invalid data on write accesses or• invalid state of kernelv, e.g. list updating while CNC channel is in error.

3.44 kernelv_sync_read_write_req()

Prototype

```
signed long int kernelv_sync_write_req (unsigned short port,
                                       unsigned long int indexGroup,
                                       unsigned long int indexOffset,
                                       unsigned long int *readLength,
                                       unsigned long int writeLength,
                                       void* data);
```

Description

Synchronous writing and reading of variables. The variables are identified by Port, indexGroup and indexOffset.

When called, the data pointer contains the data to be written. Specify in writeLength the length of the data area to be written in bytes. Enter the number of bytes to be read in the readLength pointer.

The data read is saved to the memory to which the data pointer points and the number of bytes written is written to *readLength.

At present, the following ports are supported:

Port number	CNC task
551	GEO task
552	SDA task

The meaning of indexGroup and indexOffset depends on the addressed port and can be found in the documentation.

An error code is returned if the function is called while the CNC kernel has not yet started.

Parameter

Name	Type	Meaning
port	unsigned short	Port from which the data is to be read.
indexGroup	unsigned long	Index group of the data item to be read.
indexOffset	unsigned long	Index offset of the data item to be read.
readLength	unsigned long*	Pointer to the return value for the number of bytes returned.
writeLength	unsigned long	Length of the data area to be written.
data	void*	Pointer to memory for the data to be read or written.

Return values

Symbol	Value	Meaning
	0	The function was executed without error.
	-3	The simulation CNC kernel was not yet initialised.
ERR_CNC_RET_MEMORY	-4	The return value(s) does/do not fit into the memory provided.
	6	The transferred port number is not known.
	0x701	The requested service is not supported.
	0x702	Index group is invalid
	0x703	Index offset is invalid
	0x704	The variable addressed must not be written.
	0x705	The data to be written does not match the addressed variable.
	0x706	The job cannot be executed. Possible reasons are: <ul style="list-style-type: none">• invalid data on write accesses or• invalid state of kernelv, e.g. list updating while CNC channel is in error.

3.45 kernelv_get_axis_names()

Prototype

```
KERNELV_RETURN    kernelv_get_axis_names(char* axisNames,  
                                         unsigned long int maxByteSize,  
                                         unsigned long int *returnSize,  
                                         unsigned long int *nAxis);
```

Description

Returns the axis names of an axis used in the respective channels. The axis name is the name with which the axis is addressed in an NC program. Only axes that are in a channel have an axis name.

An array of strings with a fixed length is returned. The length of one single string (including terminating zeroes) can be determined as follows:

Length of name = returnSize / number of configured axes

The number of configured axes can be determined with the kernelv_get_axis_count() function.

The indexes of the returned axis names correspond to the configuration sequence. See also Section 1.2.3.1.

If the axis name is shorter than the name length -1 character, the string is filled with the value \0.

The indexes of the returned axis names correspond to the configuration sequence. See also Section 1.2.3.1.

If the memory provided by the calling application is too small for the values to be returned, the value ERR_CNC_RET_MEMORY is returned and, in this case, the memory in bytes minimally required for returning is entered in the returnSize variable.

Parameter

Name	Type	Meaning
axisNames	char*	Pointer to the memory area for the axis names to be returned.
maxByteSize	unsigned long	Size of the memory area for the axis names.
returnSize	unsigned long*	Number of bytes returned in axisNames.
nAxis	unsigned long*	Number of axis names returned in axisNames.

Return values

Symbol	Value	Meaning
RET_FINISHED	0	The function was executed without error.
ERR_CNC_NOT_INIT	-3	The simulation CNC kernel was not yet initialised.
ERR_CNC_RET_MEMORY	-4	The return value(s) does/do not fit into the memory provided. The number of bytes required is returned in the returnSize parameter.



Example

Four axes are configured, and only the axes with the indexes 0 (axis name 'X2') and 2 (axis name 'C') are assigned to a channel:

A call of `kernelv_get_axis_names()` returns the following values:

Parameter	Value	Comment
returnSize	80	Configured axes * name length
nAxis	2	Number of axes that are currently assigned to a channel
axisNames		See the table below.

The length (`nameLength`) of a single string is thus:

$$\text{nameLength} = \text{returnSize} / \text{number of configured axes} = 80 / 4 = 20$$

`axisNames` as the following structure:

Offset	Value
0	'X', '2'; \0, \0, \0
20 (1* nameLength)	\0, \0, \0,
40 (2* nameLength)	'C'; \0, \0, \0
60 (3* nameLength)	\0, \0, \0,

3.46 kernelv_control techno_func_duration()

Prototype

```
KERNELV_RETURN kernelv_control techno_func_duration (unsigned char onOff);
```

Description

Activates or deactivates execution time simulation for technology functions.

By default, execution time simulation is off, i.e. technology functions are acknowledged immediately. When execution time simulation is active, acknowledgement of the technology functions is delayed to simulate their actual execution time.

The execution time can be set by means of the `kernelv_ch_set techno_func_duration()` function or by means of entries in the channel parameter list (P-CHAN-00040, P-CHAN-00026).

If execution time simulation is deactivated while still unacknowledged technology functions are pending, they are acknowledged immediately regardless of the set execution time.

Parameter

Name	Type	Meaning
onOff	unsigned char	In the case of a value of onOff > 0, the execution time is activated and a value of 0 deactivates execution time simulation.

Return values

Symbol	Value	Meaning
RET_FINISHED	0	The function was executed without error.

3.47 kernelv_ch_set techno_func_duration()

Prototype

```
KERNELV_RETURN kernelv_ch_set techno_func_duration (unsigned long int chanIndex,  
                                                    E_KERNELV_TECHNO_TYPE type,  
                                                    unsigned long int number,  
                                                    unsigned long int time_us);
```

Description

Sets the execution time for the transferred technology function.

The execution time must be specified in microseconds.

Parameter

Name	Type	Meaning
chanIndex	unsigned long int	Channel index.
type	E_KERNELV_TECHNO_TYPE	Type of the technology function whose execution time is to be written.
number	unsigned long int	Number of the technology function whose execution time is to be written.
time_us	unsigned long int	Execution time in us.

Return values

Symbol	Value	Meaning
RET_FINISHED	0	The function was executed without error.
ERR_INVALID_CHAN	-1	The transferred channel index is higher than the number of configured channels - 1
ERR_INTERNAL_ERROR	-11	An internal error has occurred in the DLL. The value could not be written.
ERR_INVALID_TECHNO_PARAM	-16	An invalid parameter was transferred when the execution time was set for a technology function, e.g. transferred number of the M or H function is higher than the maximum permitted number.
ERR_UNKNOWN_TECHNO_TYPE	-15	An invalid type was specified for a technology function when the execution time was set.

3.48 kernelv_ch_set techno_func_user_ackn()

Prototype

```
KERNELV_RETURN kernelv_ch_set techno_func_user_ackn (unsigned long int chanIndex,  
E_KERNELV_TECHNO_TYPE type,  
unsigned long int number);
```

Description

Deactivates automatic acknowledgement when execution time simulation is active after expiry of the execution time set. The user must acknowledge the technology function by calling one of the functions kernelv_ch_ackn techno_func() or kernelv_ax_ackn techno_func().

User acknowledgement is only possible if execution time simulation is active.

Parameter

Name	Type	Meaning
chanIndex	unsigned long int	Channel index.
type	E_KERNELV_TECHNO_TYPE	Type of technology function to be acknowledged by the user.
number	unsigned long int	Number of the technology function.

Return values

Symbol	Value	Meaning
RET_FINISHED	0	The function was executed without error.
ERR_INVALID_CHAN	-1	The transferred channel index is higher than the number of configured channels -1
ERR_INTERNAL_ERROR	-11	An internal error has occurred in the DLL. The value could not be written.
ERR_INVALID_TECHNO_PARAM	-16	An invalid parameter was transferred when user acknowledgement was activated, e.g. transferred number of the M or H function is higher than the maximum permitted number.
ERR_UNKNOWN_TECHNO_TYPE	-15	An invalid type was specified for a technology function when the user acknowledgement was activated.

3.49 kernelv_ch_ackn techno_func()

Prototype

```
KERNELV_RETURN kernelv_ch_ackn techno_func(unsigned long int chanIndex,  
                                             E_KERNELV_TECHNO_TYPE type,  
                                             unsigned long int number);
```

Description

Acknowledges a technology function for which the user acknowledgement was activated.

If the specified technology function is not open (acknowledgement pending), the return value ERR_TECHNO_NOT_FOUND is returned, otherwise RET_FINISHED.

Parameter

Name	Type	Meaning
chanIndex	unsigned long int	Channel index.
type	E_KERNELV_TECHNO_TYPE	Type of technology function to be acknowledged.
number	unsigned long int	Number of the technology function.

Return values

Symbol	Value	Meaning
RET_FINISHED	0	The technology function was acknowledged.
ERR_INVALID_CHAN	-1	The transferred channel index is higher than the number of configured channels -1
ERR_CNC_NOT_INIT	-3	The simulation CNC kernel was not yet initialised.
ERR_TECHNO_NOT_FOUND	-29	The specified technology function was not found.

3.50 kernelv_ax_ackn techno_func()

Prototype

```
KERNELV_RETURN kernelv_ax_ackn techno_func(unsigned long int axIndex,  
                                             E_KERNELV_TECHNO_TYPE type,  
                                             unsigned long int number);
```

Description

Acknowledges a technology function for which the user acknowledgement was activated.

If the specified technology function is not open (acknowledgement pending), the return value `ERR_TECHNO_NOT_FOUND` is returned, otherwise `RET_FINISHED`.

Parameter

Name	Type	Meaning
axdex	unsigned long int	Axis index.
type	E_KERNELV_TECHNO_TYPE	Type of technology function to be acknowledged.
number	unsigned long int	Number of the technology function.

Return values

Symbol	Value	Meaning
<code>RET_FINISHED</code>	0	The technology function was acknowledged.
<code>ERR_INVALID_CHAN</code>	-1	The transferred axis index is higher than the number of configured axes -1
<code>ERR_CNC_NOT_INIT</code>	-3	The simulation CNC kernel was not yet initialised.
<code>ERR_TECHNO_NOT_FOUND</code>	-29	The specified technology function was not found.

3.51 kernelv_get_license_info()

Prototype

KERNELV_RETURN kernelv_get_license_info (KERNELV_LICENSE_INFO *pLicenseInfo);

Description

Reads the existing license information.

The function can only be used after the function kernelv_startup() is called.

The function writes the existing license information to the memory referenced by the call parameter pLicenseInfo.

Parameter

Name	Type	Meaning
pLicenseInfo	KERNELV_LICENSE_INFO*	Memory for the license information to be returned.

Return values

Symbol	Value	Meaning
RET_FINISHED	0	The function was executed without error.
ERR_CNC_NOT_INIT	-3	The simulation CNC kernel was not yet initialised.

3.52 kernelv_set_options()

Prototype

KERNELV_RETURN kernelv_set_options (unsigned long int optionsMask);

Description

This function activates internal kernelv functions, e.g. the output of messages during license check.

Depending on the function to be activated, this function may have to be called by the kernelv_startup() function.

Each function is assigned a bit in the call parameter of this function. The function is activated by setting the appropriate bit.

If several functions are to be activated, the resulting bit array is generated from the OR operation of the individual bit masks.

If bits are set in the bit array transferred to the function and they are not assigned to any function, the unknown bits are ignored and the value ERR_UNKNOWN_OPTION is returned. In this case, the known bits are evaluated and the assigned functions are activated.

Parameter

Name	Type	Meaning
optionsMask	unsigned long	Bit array with options.

Possible values for the bit array are:

Symbol	Value	Meaning
KERNELV_OPTION_LICENSE_CHECK_VERBOSE	0x1	During the license check at start-up, progress messages are output relating to the license check. Acts as error search to handle licensing problems.

Return values

Symbol	Value	Meaning
RET_FINISHED	0	The function was executed without error.
ERR_CNC_NOT_INIT	-3	The simulation CNC kernel was not yet initialised.

3.53 kernelv_ch_get_decoder_positions()

Prototype

```
KERNELV_RETURN    kernelv_ch_get_decoder_positions (unsigned long int chanIndex,
                                                    void* ret_buffer,
                                                    unsigned long int buffer_size,
                                                    unsigned long int *ret_length));
```

Description

This function requests the decoder for the currently active axis positions in the machine coordinates and in the programming coordinates.

The values returned by the function are written to the memory area that points to the buffer. The size of this memory area must be specified in the `buffer_size` variable. The actual size of the returned data is returned in `ret_length`. If the returned data does not fit in the memory area provided, the error code `ERR_CNC_RET_MEMORY` is returned. In this case `ret_length` contains the memory size required for the return.

The returned data has the following structure. The individual data elements of the structures are packed in the memory:

Byte index	Type	Meaning
0	KERNELV_DECODER_POSITION_HEADER	For general data about the decoder positions supplied, see 2.2.24 [▶ 152]. Enter the number of the following structures of type <code>KERNELV_DECODER_POSITION_DATA</code> in the <code>axis_count</code> element.
11	KERNELV_DECODER_POSITION_DATA	Axis positions and axis number of the 1st axis. For structure definition, see 2.2.25 [▶ 153]
25	KERNELV_DECODER_POSITION_DATA	Axis positions and axis number of the 2nd axis. For structure definition, see 2.2.25 [▶ 153]
39

Since the maximum possible number of axes in the channel is currently limited to 32, the maximum size of the return value is 459 bytes.

Parameter

Name	Type	Meaning
<code>chanIndex</code>	unsigned long	Index of the channel
<code>ret_buffer</code>	void*	Pointer to the memory area to which the return data is to be written.
<code>buffer_size</code>	unsigned long	Size of the provided memory area in bytes.
<code>ret_Length</code>	unsigned long*	Pointer to the memory area to which the actually returned bytes are to be written.

Return values

Symbol	Value	Meaning
RET_FINISHED	0	The function was executed without error.
ERR_CNC_NOT_INIT	-3	The simulation CNC kernel was not yet initialised.
ERR_INVALID_CHAN	-1	The transferred channel index is higher than the number of configured channels -1
ERR_CNC_RET_MEMORY	-4	The return value(s) does/do not fit into the memory provided.

3.54 kernelv_ch_get_prog_start_mode()

Prototype

```
KERNELV_RETURN kernelv_ch_get_prog_start_mode (unsigned long chanIndex,  
E_KERNELV_PROG_START_MODE* mode);
```

Description

Reads the execution mode of the current program running.

Parameter

Name	Type	Meaning
chanIndex	unsigned long	Channel index of the channel from which the variable is to be read.
mode	E_KERNELV_PROG_START_MODE*	Points to Enum for the returned execution mode.

Return values

Symbol	Value	Meaning
RET_FINISHED	0	The function was executed without error.
ERR_INVALID_CHAN	-1	The transferred channel index is higher than the number of configured channels -1
ERR_CNC_NOT_INIT	-3	The simulation CNC kernel was not yet initialised.

3.55 kernelv_ch_set_cont_visu_grid()

Prototype

```
KERNELV_RETURN kernelv_ch_set_cont_visu_grid (unsigned long int chanIndex,  
                                              unsigned long int grid);
```

Description

Sets the output grid for linear blocks for command contour visualisation.

Parameter

Name	Type	Meaning
chanIndex	unsigned long	Channel index of the channel from which the variable is to be read.
grid	unsigned long	Output grid for linear blocks in 0.1 um.

Return values

Symbol	Value	Meaning
RET_FINISHED	0	The function was executed without error.
ERR_INVALID_CHAN	-1	The transferred channel index is higher than the number of configured channels -1
ERR_CNC_NOT_INIT	-3	The simulation CNC kernel was not yet initialised.

3.56 kernelv_ch_set_cont_visu_rel_curvature_error()

Prototype

```
KERNELV_RETURN    kernelv_ch_set_cont_visu_rel_curvature_error
                   (unsigned long int chanIndex,
                    unsigned long int rel_error);
```

Description

Sets the relative curvature error of the command contour visualisation for curved contours (circle segments and polynomials).

The relative curvature error indicates the permitted secant error for tracing the curved contour as a percentage of the curve radius.

Example: For a circle, the curve radius is identical to the circle radius; for a circle radius of 100 mm and a relative curvature error of 1%, the permitted secant error is $100 \text{ mm} * 1\% = 1 \text{ mm}$.

The effective secant error to trace a contour element is determined by the minimum value between the absolute and relative secant errors.

Parameter

Name	Type	Meaning
chanIndex	unsigned long	Channel index of the channel from which the variable is to be read.
rel_error	unsigned long	Relative curvature error in 0.1%

Return values

Symbol	Value	Meaning
RET_FINISHED	0	The function was executed without error.
ERR_INVALID_CHAN	-1	The transferred channel index is higher than the number of configured channels -1
ERR_CNC_NOT_INIT	-3	The simulation CNC kernel was not yet initialised.

3.57 kernelv_ch_set_cont_visu_abs_curvature_error()

Prototype

```
KERNELV_RETURN kernelv_ch_set_cont_visu_abs_curvature_error  
                (unsigned long int chanIndex,  
                unsigned long int rel_error);
```

Description

Sets the absolute curvature error of the command contour visualisation for curved contours (circle segments and polynomials).

The absolute curvature error indicates the permitted secant error for tracing the curved contour.

The effective secant error to trace a contour element is determined by the minimum value between the absolute and relative secant errors.

Parameter

Name	Type	Meaning
chanIndex	unsigned long	Channel index of the channel from which the variable is to be read.
rel_error	unsigned long	Relative curvature error in 0.1%

Return values

Symbol	Value	Meaning
RET_FINISHED	0	The function was executed without error.
ERR_INVALID_CHAN	-1	The transferred channel index is higher than the number of configured channels -1
ERR_CNC_NOT_INIT	-3	The simulation CNC kernel was not yet initialised.

3.58 kernelv_ch_get_cont_visu_data()

Prototype

```
KERNELV_RETURN kernelv_ch_get_cont_visu_data (unsigned long int chanIndex,  
                                              unsigned char* pData,  
                                              unsigned long int maxByteSize,  
                                              unsigned long int* retLength);
```

Description

Reads the contour visualisation of a channel. The format of the returned data is set by the parameter P-STUP-00039. A structure of type CONTOUR_VISU is returned followed by structures of type COUNTOUR_VISU_DATA_V0 ... _V8.

If the memory provided by the calling application is not sufficient to return the structure CONTOUR_VISU, ERR_CNC_RET_MEMORY is returned and the minimum size of the required memory area is returned in retLength.

Parameter

Name	Type	Meaning
chanIndex	unsigned long	Channel index of the channel from which the variable is to be read.
pData	unsigned char*	Pointer to the memory area for return values.
maxByteSize	unsigned long	Size of the return memory.
retLength	unsigned long*	Number of bytes returned in pData.

Return values

Symbol	Value	Meaning
RET_FINISHED	0	The function was executed without error.
ERR_INVALID_CHAN	-1	The transferred channel index is higher than the number of configured channels -1
ERR_CNC_NOT_INIT	-3	The simulation CNC kernel was not yet initialised.
ERR_CNC_RET_MEMORY	-4	The return value(s) does/do not fit into the memory provided. The number of bytes required is returned in the returnSize parameter.

3.59 kernelv_ch_get_active_g_codes()

Prototype

```
KERNELV_RETURN kernelv_ch_get_active_g_codes (unsigned long chanIndex,  
ACTIVE_G_CODES* pGCodes);
```

Description

Reads the G function groups active in the specified channel. A structure of type ACTIVE_G_CODES is returned. This structure contains the active G function groups. If the value -1 is in an entry, it means that the entry is unassigned.

Parameter

Name	Type	Meaning
chanIndex	unsigned long	Channel index of the channel from which the variable is to be read.
pGCodes	ACTIVE_G_CODES*	Pointer to the structure to which the values are returned.

Return values

Symbol	Value	Meaning
RET_FINISHED	0	The function was executed without error.
ERR_INVALID_CHAN	-1	The transferred channel index is higher than the number of configured channels -1
ERR_CNC_NOT_INIT	-3	The simulation CNC kernel has not yet been initialised.

3.60 kernelv_get_active_g_group()

Prototype

```
signed short kernelv_get_active_g_group (ACTIVE_G_CODES* pGCodes,  
                                         E_KERNELV_G_GROUP_TYPE Type);
```

Description

Receives a structure of type ACTIVE_G_CODES and returns the content of the group specified in E_KERNELV_G_GROUP_TYPE.

Utility function to evaluate the structure returned by kernelv_ch_get_active_g_codes().

Parameter

Name	Type	Meaning
pGCodes	ACTIVE_G_CODES*	Pointer to the structure from which a G group is to be read.
Type	E_KERNELV_G_GROUP_TYPE	Type ID of the G group which is to be read.

Return values

short int: Active G function of the requested group or -1 if no valid value is entered in the requested group.

3.61 kernelv_ch_get_command_feed()

Prototype

```
KERNELV_RETURN kernelv_ch_get_command_feed (unsigned long int chanIndex,  
                                             signed long int* command_feed);
```

Description

Returns the programmed feed.

Parameter

Name	Type	Meaning
chanIndex	unsigned long	Channel index of the channel from which the variable is to be read.
command_feed	signed long int*	Pointer to the variable for the return value.

Return values

Symbol	Value	Meaning
RET_FINISHED	0	The function was executed without error.
ERR_INVALID_CHAN	-1	The transferred channel index is higher than the number of configured channels -1
ERR_CNC_NOT_INIT	-3	The simulation CNC kernel was not yet initialised.

3.62 kernelv_ch_get_active_feed()

Prototype

```
KERNELV_RETURN kernelv_ch_get_active_feed (unsigned long int chanIndex,  
signed long int* command_feed);
```

Description

Returns the actually traversed feed in $\mu\text{m/s}$.

Parameter

Name	Type	Meaning
chanIndex	unsigned long	Channel index of the channel from which the variable is to be read.
command_feed	signed long int*	Pointer to the variable for the return value.

Return values

Symbol	Value	Meaning
RET_FINISHED	0	The function was executed without error.
ERR_INVALID_CHAN	-1	The transferred channel index is higher than the number of configured channels -1
ERR_CNC_NOT_INIT	-3	The simulation CNC kernel was not yet initialised.

3.63 kernelv_set_call_ratio()

Prototype

```
KERNELV_RETURN kernelv_set_call_ratio (unsigned short int dec_calls,  
                                       unsigned short int interpolator_calls);
```

Description

Defines the ratio of decoder calls to interpolator calls. One interpolator call is executed for every kernelv_do_cycle() call. In many real-time environments the cycle time for the path preparation task can be set irrespective of the interpolator cycle time. The function sets a ratio between path preparation cycles and interpolator cycles for the kernelv DLL.

The kernelv_set_call_ratio(5, 2) function sets a ratio of 5 path preparation calls to 2 interpolator calls.

The parameters dec_calls and interpolator_calls may not both be 0. The ratio between the two parameters must be within the range [0,05 , 20].

Parameter

Name	Type	Meaning
dec_calls	unsigned short	Number of path preparation cycles.
interpolator_calls	unsigned short	Number of interpolator cycles.

Return values

Symbol	Value	Meaning
RET_FINISHED	0	The function was executed without error.
ERR_INVALID_PARAMETER	-30	One of the parameters transferred is invalid. The following conditions apply: dec_calls, interpolator_calls <> 0 $0.05 \leq \text{dec_calls}/\text{interpolator_calls} \leq 20$.

3.64 CNC error messages with kernelv

The kernelv DLL can read out and display error messages output by the CNC. There are 2 options for this:

1. Read out fully formatted error message as string. The error message is returned in the same format as entered in the error message log and in the form of a string. The `kernelv_get_error()` function can be used for this.
2. Internal storage of the error message and request for parts of the error message for further processing and display in a user interface. The remaining functions described in this section are used for this purpose.

3.64.1 Read out error message in the form of a string `kernelv_get_error()`

Prototype

```
KERNELV_RETURN    kernelv_get_error (unsigned long* errorId,  
                    char* messageString,  
                    unsigned long maxStringLength,  
                    unsigned long* returnLength);
```

Description

Reads out error messages of the simulation CNC: Error messages are read out for all channels. As several error messages can occur during one CNC cycle, the function must be called cyclically until it returns the error ID 0.

If the memory provided by the calling application is too small for the string to be returned, the return value `ERR_CNC_RET_MEMORY` is returned. In this case, the `returnLength` parameter contains the size in bytes required for returning the string.

In any case, a value is assigned to the "errorId" parameter.

If this function is used at the same time as `kernelv_read_error()`, please note that the function also calls `kernelv_read_error()` internally. The function `kernelv_get_error_message_string()` should be used to read an error string when the function `kernelv_read_error()` is used.

Parameter

Name	Type	Meaning
errorId	unsigned long*	Pointer to error message ID.
messageString	char*	Pointer to string for error message string. The calling application must provide the memory.
maxStringLength	unsigned long*	Size of memory for the error message string. No string is returned if the error message string generated by the simulation CNC is longer than the memory provided.
returnLength	unsigned long*	Size of the memory expected.

Return values

Symbol	Value	Meaning
RET_FINISHED	0	The function was executed without error.
ERR_CNC_NOT_INIT	-3	The simulation CNC kernel was not yet initialised.
ERR_CNC_RET_MEMORY	-4	The return value(s) does/do not fit into the memory provided. The number of bytes required is returned in the returnSize parameter.

3.64.2 General information on error messages

Proceed as follows to request specific information on an error message displayed:

Call the function `kernelv_read_error()`. This checks whether there is a current error message. If so, it is stored temporarily for further evaluation in the DLL.

If there is a current error message, you can request further information about it.

3.64.2.1 `kernelv_read_error()`

Prototype

```
KERNELV_RETURN    kernelv_read_error (void);
```

Description

Checks whether there is a current error message from the simulation CNC and stores it temporarily. The error messages of all channels are checked.

If there is a current error message, further functions can be used to request details about this specific error message. When this function is called again, a new error message may be read out. Then it is no longer possible to request the error message properties of a previously pending error message.

As several error messages may occur during one CNC cycle, the function must be called cyclically until it returns `RET_FINISHED`.

Parameter

-

Return values

Name	Value	Meaning
<code>RET_FINISHED</code>	0	No error message was read.
<code>RET_BUSY</code>	1	An error message was read.
<code>ERR_CNC_NOT_INIT</code>	-3	The simulation CNC kernel was not yet initialised.

3.64.2.2 kernelv_get_error_id()

Prototype

unsigned long int kernelv_get_error_id(void);

Description

Returns the error number of an error message previously read by kernelv_read_error(). If kernelv_read_error() was not called or there is no current error message, the value 0 is returned.

Parameter

-

Return values

Type: unsigned long int

0 if there is no current error message; otherwise the error number.

The individual errors numbers are described in the CNC diagnostics manual ([DIAG]).

3.64.2.3 kernelv_get_error_reaction()

Prototype

signed short int
 kernelv_get_error_reaction(void);

Description

Returns the error reaction class of an error message previously read by kernelv_read_error(). If no error message was read or there is no current error message, the value -1 is returned.

Parameter

-

Return values

Type: signed short int
 -1 if there is no current error message; otherwise the error reaction class (see also [DIAG]).

Error reaction class	Internal error reaction
1	No reaction. Only possible in the event of a warning (error class 1).
2	NC program execution aborted and transition to error state. If an error occurs in the NC block preparation area, the interpolator executes the NC blocks that have already been prepared. In this case, the time between the occurrence of the error and machine standstill depends on the type and number of buffered NC blocks. The BF reporting the error assumes an error state.
3	Job execution aborted and transition to normal state. After an error message, BFs that provide services for other BFs (servers), for example AXIS ADMINISTRATION, FILE ADMINISTRATION, MANUAL MODE, etc., abort job execution and return to normal state.
4	Motion stopped (feedhold) for the entire axis group and transition to error state.
5	Abrupt axis stop for defective axis, feedhold for the other axes in the axis group and transition to an error state.
6	Abrupt axis stop for all axes and transition to an error state. Position control assumes an error state.
7	Closed-loop controlled axis stop for defective axis, feedhold for the other axes in the axis group and transition to an error state.
8	Open-loop controlled axis stop for defective axis, feedhold for the other axes in the axis group and transition to an error state. The position control loop of the defective axis is opened.

3.64.2.4 kernelv_get_error_severity()

Prototype

signed short int
kernelv_get_error_severity(void);

Description

Returns the error remedy class of an error message previously read by kernelv_read_error(). If no error message was read or there is no current error message, the value -1 is returned.

Parameter

-

Return values

Type: signed short int
-1 if there is no current error message; otherwise the error remedy class (see also [DIAG]).

Error remedy class	Internal error remedy
0	Error message acts as warning; this causes automatically an internal error remedy .
2	Requires complete reset of the NC channel.
5	Requires complete reset of the NC channel.
6	Requires restart of the CNC channel.
7	Requires restart of the entire NC kernel after switch-off.

3.64.2.5 kernelv_get_error_channel()

Prototype

signed short int

```
kernelv_get_error_channel(void);
```

Description

Returns the channel number of the channel in which an error message previously read by `kernelv_read_error()` occurred. If no error message was read or there is no current error message, the value -1 is returned.

Parameter

-

Return values

Type: signed short int

0 if there is no current error message; otherwise the channel number.

3.64.2.6 kernelv_get_error_message_string()

Prototype

```
KERNELV_RETURN    kernelv_get_error_message_string(char * string,
                                                    unsigned long int *length);
```

Description

Returns the formatted string of an error message previously read by `kernelv_read_error()` in the form of a string. The returned string is identical to the string returned by the function `kernelv_get_error()`.

When called, the 'string' parameter transfers a pointer to the memory for the return string. The size of this memory area is contained in 'length'. If the memory provided is sufficient to return the string, the length of the returned string is returned in 'length'.

If the memory provided by the calling application is too small for the string to be returned, the return value `ERR_CNC_RET_MEMORY` is returned. In this case, the 'length' parameter contains the size in bytes required to return the string.

Parameter

Name	Type	Meaning
string	char*	Pointer to string for error message string. The calling application must provide the memory.
length	unsigned long*	Size of memory for the error message string. No string is returned if the error message string generated by the simulation CNC is longer than the memory provided. Either the length of the returned string is returned or the size of the memory area required for the return.

Return values

Symbol	Value	Meaning
<code>RET_FINISHED</code>	0	The function was executed without error
<code>ERR_CNC_NOT_INIT</code>	-3	The simulation CNC kernel was not yet initialised.
<code>ERR_CNC_RET_MEMORY</code>	-4	The return value(s) does/do not fit into the memory provided. The number of bytes required is returned in the 'returnSize' parameter.

3.64.2.7 kernelv_get_error_id_text()

Prototype

```
KERNELV_RETURN    kernelv_get_error_message_string(char * string,
                                                    unsigned long int *length);
```

Description

Returns the error message text belonging to the current error number of an error message previously read by `kernelv_read_error()`. When called, the 'string' parameter transfers a pointer to the memory for the return string. The size of this memory area is contained in 'length'. If the memory provided is sufficient to return the string, the length of the returned string is returned in 'length'.

If the memory provided by the calling application is too small for the string to be returned, the return value `ERR_CNC_RET_MEMORY` is returned. In this case, the 'length' parameter contains the size in bytes required to return the string.

Parameter

Name	Type	Meaning
string	char*	Pointer to string for error message string. The calling application must provide the memory.
length	unsigned long*	Size of memory for the error message string. No string is returned if the error message string generated by the simulation CNC is longer than the memory provided. Either the length of the returned string is returned or the size of the memory area required for the return.

Return values

Symbol	Value	Meaning
RET_FINISHED	0	The function was executed without error.
ERR_CNC_NOT_INIT	-3	The simulation CNC kernel was not yet initialised.
ERR_CNC_RET_MEMORY	-4	The return value(s) does/do not fit into the memory provided. The number of bytes required is returned in the 'returnSize' parameter.

3.64.2.8 kernelv_get_error_message_values()

Prototype

```
KERNELV_RETURN kernelv_get_error_message_string (KERNELV_ERROR_VALUE * p_values,  
                                                unsigned long int *length);
```

Description

Returns the values output in an error message.

Before using this function, a check must first be made whether there is a current error by calling the function `kernelv_read_error()`.

The values are returned in an array of structures of type `KERNELV_ERROR_VALUE`. The array size is `KERNELV_ERROR_VALUE_COUNT`. Specify the size of the memory areas for the error message values in the 'length' call parameter.

If the return array does not fit in the memory provided, the return value `ERR_CNC_RET_MEMORY` is output and 'length' contains the memory size in bytes required for the return.

Parameter

Name	Type	Meaning
p_values	KERNELV_ERROR_VALUE*	Pointer to string for error message values. The calling application must provide the memory.
length	unsigned long*	Size of memory for the error message values. If the memory provided is not large enough, the required memory size in bytes is returned; otherwise the number of bytes is returned.

Return values

Symbol	Value	Meaning
RET_FINISHED	0	The function was executed without error.
ERR_CNC_NOT_INIT	-3	The simulation CNC kernel was not yet initialised.
ERR_CNC_RET_MEMORY	-4	The return value(s) does/do not fit into the memory provided. The number of bytes required is returned in the 'length' parameter.

3.64.2.9 kernelv_get_error_cycle_time()

Prototype

unsigned long long int kernelv_get_error_cycle_time(void);

Description

Returns the CNC cycle in which an error message previously read by kernelv_read_error() occurred. If no error message was read or there is no current error message, the value 0 is returned.

Parameter

-

Return values

Type: unsigned long int

0 if there is no current error message; otherwise the CNC cycle in which the error message occurred.

3.64.3 Error messages caused by NC programs

With error messages caused by an NC program, it is possible to request additional information about the NC program in which the error occurred. This information can then be used to localise the error in the NC program.

A check is first made whether the NC program contains specific information by calling the function `kernelv_is_program_err()`. If this function returns the value 1, the current error message was caused by an NC program and further information about the error in the NC program can be called by calling the functions below.

3.64.3.1 `kernelv_error_is_program_error()`

Prototype

unsigned char

```
kernelv_error_is_program_error(void);
```

Description

Indicates whether the current error was caused by a CNC program.

Parameter

-

Return values

Value	Meaning
0	The current error message was not caused by an NC program or there is no error.
1	The current error message was caused by an NC program.

3.64.3.2 kernelv_program_error_get_path

Prototype

```
KERNELV_RETURN    kernelv_program_error_get_path(char *return_string,  
                                                unsigned long * return_length);
```

Description

Returns the program path used to start the active program.

If the program was started by the absolute specification of a file name, an empty string is returned; if the current active program is a manual block, "-" is returned (less the inverted commas).

A zero terminated string is returned. The number of returned bytes is returned in return_length, i.e. including the terminating zero.

If the memory provided by the calling application is too small for the string to be returned, the return value ERR_CNC_RET_MEMORY is returned. In this case, the returnLength parameter contains the size in bytes required for returning the string.

Parameter

Name	Type	Meaning
return_string	char*	Pointer to string for the program path. The calling application must provide the memory.
return_length	unsigned long*	Size of memory for the return value. If the return string is longer than the memory provided, nothing is returned. Either the length of the returned string is returned or the size of the memory area required for the return.

Return values

Symbol	Value	Meaning
RET_FINISHED	0	The function was executed without error.
ERR_CNC_RET_MEMORY	-4	The return value(s) does/do not fit into the memory provided. The number of bytes required is returned in the 'length' parameter.
ERR_CNC_NO_DATA	-28	The requested data is not available. There is no available NC program specific data relating to an CNC error.

3.64.3.3 kernelv_program_error_get_program_name

Prototype

```
KERNELV_RETURN    kernelv_program_error_get_program_name
                   (char *return_string,
                    unsigned long * returnLength);
```

Description

Returns the program name of the active NC program.

The program name is specified at the start of the main program by a "%" character; for more information see [PROG]. If no program name was specified for the NC program, an empty string is returned.

A zero terminated string is returned. The number of returned bytes is returned in return_length, i.e. the terminating zero is included.

If the memory provided by the calling application is too small for the string to be returned, the return value ERR_CNC_RET_MEMORY is returned. In this case, the returnLength parameter contains the size in bytes required for returning the string.

Parameter

Name	Type	Meaning
return_string	char*	Pointer to string for the program name. The calling application must provide the memory.
return_length	unsigned long*	Size of memory for the return value. If the return string is longer than the memory provided, nothing is returned. Either the length of the returned string is returned or the size of the memory area required for the return.

Return values

Symbol	Value	Meaning
RET_FINISHED	0	The function was executed without error.
ERR_CNC_RET_MEMORY	-4	The return value(s) does/do not fit into the memory provided. The number of bytes required is returned in the 'length' parameter.
ERR_CNC_NO_DATA	-28	The requested data is not available.

3.64.3.4 kernelv_program_error_get_file_name

Prototype

```
KERNELV_RETURN kernelv_program_error_get_file_name(char *return_string,  
                                                    unsigned long *returnLength);
```

Description

Returns the file name of the active NC program.

If the program was started by specifying an absolute program name, the complete program name is returned.

If the CNC controller opened the NC program by using a search path, this function returns the file name specified at program start. The search path used can be requested by the function `kernelv_program_error_get_path()`.

The function returns the number of returned bytes in `returnLength`, i.e. including the zero terminating the string.

If the memory provided by the calling application is too small for the string to be returned, the return value `ERR_CNC_RET_MEMORY` is returned. In this case, the `returnLength` parameter contains the size in bytes required for returning the string.

Parameter

Name	Type	Meaning
<code>return_string</code>	<code>char*</code>	Pointer to string for the program path. The calling application must provide the memory.
<code>return_length</code>	<code>unsigned long*</code>	Size of memory for the return value. If the return string is longer than the memory provided, nothing is returned. Either the length of the returned string is returned or the size of the memory area required for the return.

Return values

Symbol	Value	Meaning
<code>RET_FINISHED</code>	0	The function was executed without error.
<code>ERR_CNC_RET_MEMORY</code>	-4	The return value(s) does/do not fit into the memory provided. The number of bytes required is returned in the 'length' parameter.
<code>ERR_CNC_NO_DATA</code>	-28	The requested data is not available. There is no available NC program specific data relating to an CNC error.

3.64.3.5 kernelv_program_error_get_fileoffset

Prototype

KERNELV_RETURN kernelv_program_error_get_fileoffset(unsigned long * fileoffset);

Description

Returns the file offset of the error in the program file.

Parameter

Pointer to memory location for the file offset.

Return values

Symbol	Value	Meaning
RET_FINISHED	0	The function was executed without error.
ERR_CNC_NO_DATA	-28	The requested data is not available. There is no available NC program specific data relating to an CNC error.

3.64.3.6 kernelv_program_error_get_lineoffset

Prototype

KERNELV_RETURN kernelv_program_error_get_linenoffset(unsigned short int*);

Description

Returns the offset of the error in the NC line

Parameter

Pointer to the memory location for line offset.

Return values

Symbol	Value	Meaning
RET_FINISHED	0	The function was executed without error.
ERR_CNC_NO_DATA	-28	The requested data is not available. There is no available NC program specific data relating to an CNC error.

3.64.3.7 kernelv_program_error_get_tokenoffset

Prototype

KERNELV_RETURN kernelv_program_error_get_tokenoffset(unsigned short int*);

Description

Returns the offset of the error in the parsed NC_token.

Parameter

Pointer to the memory location for token offset.

Return values

Symbol	Value	Meaning
RET_FINISHED	0	The function was executed without error.
ERR_CNC_NO_DATA	-28	The requested data is not available. There is no available NC program specific data relating to an CNC error.

3.64.3.8 kernelv_program_error_get_linenummer

Prototype

KERNELV_RETURN kernelv_program_error_get_linenummer(signed long * linenummer);

Description

Returns the programmed BNC line number of the error in the program file.

Parameter

Pointer to the memory location for line number

Return values

Symbol	Value	Meaning
RET_FINISHED	0	The function was executed without error.
ERR_CNC_NO_DATA	-28	The requested data is not available. There is no available NC program specific data relating to an CNC error.

3.65 Coordinate systems and offsets

The programming coordinate system in an NC program can be adapted to the given requirements by NC commands, e.g. by rotating or shifting the coordinate system. The NC commands used here include `#CS DEF/#CS ON` or `#ACS DEF/#ACS ON`. For details please see the Programming Manual, Section 'Coordinate systems'.

Coordinate systems can also be concatenated by the repeated use of these commands. The resulting coordinate system is then formed by a stack of subordinate coordinate systems.

Other coordinate systems can be added to this coordinate system stack by other NC commands (`#CS ADD`) without them having any effect, i.e. influencing the resulting coordinate system. The command `#CS SELECT` defines the coordinate system to be used.

Within each coordinate system, offsets can be defined for each of the axes in the channel, e.g. by the commands `G54 ... G59` (zero offset) or `G92` (reference point offset).

The following information is read out by the API functions provided:

Number of defined coordinate systems

Index of the active coordinate system in the coordinate system stack

Information about a coordinate system at a specific index in the stack

Information about axis-specific offsets within a coordinate system in the stack

*This NC command is not available in all versions.

3.65.1 `kernelv_ch_get_cs_name()`

Prototype

```
KERNELV_RETURN    kernelv_ch_get_cs_name(unsigned long int chanIndex,  
                    unsigned short csIndex,  
                    char *name,  
                    unsigned long int bufferSize,  
                    unsigned long int *retBytes);
```

Description

Returns the name of the coordinate system defined in the NC program.

If no coordinate system is defined in the coordinate system stack at the location defined by `csIndex`, an empty string is returned and the return value of the function is `ERR_CNC_NO_DATA`.

Parameter

Name	Type	Meaning
chanIndex	unsigned long	Channel index of the channel.
csIndex	unsigned short	Index of the coordinate system in the coordinate system stack.
name	char*	Pointer to the memory location for the coordinate system name.
nameLength	unsigned long	Length of the memory area for the coordinate system name.
returnLength	unsigned long*	<p>Pointer to the value to which the actually returned number of bytes is to be written. The number of characters is returned in the file name +1.</p> <p>If the transferred memory is too small for the return value, the return value ERR_CNC_RET_MEMORY is returned and this parameter returns the required memory size.</p>

Return values

Symbol	Value	Meaning
RET_FINISHED	0	The function was executed without error.
ERR_INVALID_CHAN	-1	The transferred channel index is higher than the number of configured channels -1
ERR_CNC_NOT_INIT	-3	The simulation CNC kernel was not yet initialised.
ERR_CNC_RET_MEMORY	-4	The return value(s) does/do not fit into the memory provided. In this case, the minimum size required for the return is returned in returnLength.
ERR_READ_ERR	-26	An error occurred on reading data from the kernelv DLL.
ERR_CNC_NO_DATA	-28	The requested data is not available. No coordinate system is defined in the coordinate system stack at the location specified by the call parameter csIndex. An empty string is returned.
ERR_INVALID_PARAMETER	-30	<p>An invalid parameter was transferred:</p> <p>The coordinate system index transferred in the parameter csIndex is higher than the maximum possible index in the coordinate system stack.</p>

3.65.2 kernelv_ch_get_cs_rot_matrix()

Prototype

```
KERNELV_RETURN    kernelv_ch_get_cs_rot_matrix(unsigned long int chanIndex,
                                                unsigned short csIndex,
                                                double *matrix,
                                                unsigned long int bufferSize,
                                                unsigned long int *retBytes);
```

Description

Returns the rotation matrix of the coordinate system specified by the parameter csIndex.

A 3x3 rotation matrix is returned. It can be used to generate the coordinate system from the subordinate coordinate system.

The rotation matrix generated by the parameters ϕ_1 , ϕ_2 ϕ_3 of the following NC command is returned:

#CS DEF [CS1] [<v1>,<v2>,<v3>,< ϕ_1 >,< ϕ_2 >,< ϕ_3 >]

If no coordinate system is defined at the specific index in the coordinate system stack, a standard matrix is returned and the return value of the function is ERR_CNC_NO_DATA.

Parameter

Name	Type	Meaning
chanIndex	unsigned long	Channel index of the channel.
csIndex	unsigned short	Index of the coordinate system in the coordinate system stack.
matrix	double*	Pointer to the memory location for the rotation matrix.
bufferSize	unsigned long	Length of the memory area for the rotation matrix must be at least 3 x 3 x sizeof(double).
returnLength	unsigned long*	Pointer to the value to which the actually returned number of bytes is to be written. If the transferred memory is too small for the return value, the return value ERR_CNC_RET_MEMORY is returned and this parameter returns the required memory size.

Return values

Symbol	Value	Meaning
RET_FINISHED	0	The function was executed without error.
ERR_INVALID_CHAN	-1	The transferred channel index is higher than the number of configured channels -1
ERR_CNC_NOT_INIT	-3	The simulation CNC kernel was not yet initialised.
ERR_CNC_RET_MEMORY	-4	The return value(s) does/do not fit into the memory provided. In this case, the minimum size required for the return is returned in returnLength.
ERR_READ_ERR	-26	An error occurred on reading data from the kernelv DLL.
ERR_CNC_NO_DATA	-28	The requested data is not available. No coordinate system is defined in the coordinate system stack at the location specified by the call parameter csIndex. The standard matrix is returned.
ERR_INVALID_PARAMETER	-30	An invalid parameter was transferred: The coordinate system index transferred in the parameter csIndex is higher than the maximum possible index in the coordinate system stack.

3.65.3 kernelv_ch_get_cs_shift_vector()

Prototype

```
KERNELV_RETURN      kernelv_ch_get_cs_shift_vector(unsigned long int chanIndex,  
                                                    unsigned short csIndex,  
                                                    double *vector,  
                                                    unsigned long int bufferSize,  
                                                    unsigned long int *retBytes);
```

Description

Returns the shift of the origin of the coordinate system specified by the parameter csIndex.

A vector with three elements is returned, specifying the shift of the coordinate system origin to the origin of the subordinate coordinate system.

The shift vector that is generated by the parameters **v1**, **v2**, **v3** of the following NC command is returned:

```
#CS DEF [CS1] [ <v1>,<v2>,<v3>,<φ1>,<φ2>,<φ3> ]
```

If no coordinate system is defined at the specific index in the coordinate system stack, a zero vector is returned and the return value of the function is ERR_CNC_NO_DATA.

Parameter

Name	Type	Meaning
chanIndex	unsigned long	Channel index of the channel.
csIndex	unsigned short	Index of the coordinate system in the coordinate system stack.
vector	double*	Pointer to the memory location for the shift vector.
bufferSize	unsigned long	Length of the memory area for the rotation matrix must be at least 3 x sizeof(double).
returnLength	unsigned long*	Pointer to the value to which the actually returned number of bytes is to be written. If the transferred memory is too small for the return value, the return value ERR_CNC_RET_MEMORY is returned and this parameter returns the required memory size.

Return values

Symbol	Value	Meaning
RET_FINISHED	0	The function was executed without error.
ERR_INVALID_CHAN	-1	The transferred channel index is higher than the number of configured channels -1
ERR_CNC_NOT_INIT	-3	The simulation CNC kernel was not yet initialised.
ERR_CNC_RET_MEMORY	-4	The return value(s) does/do not fit into the memory provided. In this case, the minimum size required for the return is returned in return-Length.
ERR_READ_ERR	-26	An error occurred on reading data from the kernelv DLL.
ERR_CNC_NO_DATA	-28	The requested data is not available. No coordinate system is defined in the coordinate system stack at the location specified by the call parameter csIndex. A zero vector is returned.
ERR_INVALID_PARAMETER	-30	An invalid parameter was transferred: The coordinate system index transferred in the parameter csIndex is higher than the maximum possible index in the coordinate system stack.

3.65.4 kernelv_ch_get_cs_count()

Prototype

```
KERNELV_RETURN    kernelv_ch_get_cs_count(unsigned long int chanIndex,
                                         unsigned short *count);
```

Description

Returns the number of defined coordinate systems.

Even if no coordinate system is defined in the NC program, there is always a basic coordinate system at coordinate system stack level 0. Its rotation matrix is the standard matrix and its shift vector is the zero vector.

Parameter

Name	Type	Meaning
chanIndex	unsigned long	Channel index of the channel.
count	unsigned short*	Pointer to the memory location for the number of coordinate systems.

Return values

Symbol	Value	Meaning
RET_FINISHED	0	The function was executed without error.
ERR_INVALID_CHAN	-1	The transferred channel index is higher than the number of configured channels –1
ERR_CNC_NOT_INIT	-3	The simulation CNC kernel was not yet initialised.
ERR_READ_ERR	-26	An error occurred on reading data from the kernelv DLL.

3.65.5 kernelv_ch_get_active_cs_index()

Prototype

```
KERNELV_RETURN kernelv_ch_get_cs_count(unsigned long int chanIndex,  
                                         unsigned short *csIndex);
```

Description

Returns the index of the active coordinate system.

Even if no coordinate system is defined in the NC program, there is always a basic coordinate system at coordinate system stack level 0. Its rotation matrix is the standard matrix and its translation vector is the zero vector.

Parameter

Name	Type	Meaning
chanIndex	unsigned long	Channel index of the channel.
csIndex	unsigned short*	Pointer to the memory location for the index of coordinate systems.

Return values

Symbol	Value	Meaning
RET_FINISHED	0	The function was executed without error.
ERR_INVALID_CHAN	-1	The transferred channel index is higher than the number of configured channels –1
ERR_CNC_NOT_INIT	-3	The simulation CNC kernel was not yet initialised.
ERR_READ_ERR	-26	An error occurred on reading data from the kernelv DLL.

3.65.6 kernelv_ch_axis_get_offsets()

Prototype

```
KERNELV_RETURN      kernelv_ch_axis_get_offsets(unsigned long int chanIndex,  
                                unsigned long int axisIndex,  
                                unsigned short int csIndex,  
                                signed long int *offsets,  
                                unsigned long int bufferSize,  
                                unsigned long int *retBytes);
```

Description

Returns the axis-specific offsets in the coordinate system specified by the parameter csIndex.

The parameter axisIndex identifies the index of the axis in the NC channel specified by ChanIndex.

A vector with eight elements is returned. It lists the offsets imported by the various NC commands for the axis defined by axisIndex.

The enumeration KERNELV_AXIS_OFFSET_TYPES specifies the assignment of the index in the vector to the various offset types.

Parameter

Name	Type	Meaning
chanIndex	unsigned long	Channel index of the channel.
axisIndex	unsigned long	Index of the axis in the NC channel.
csIndex	unsigned short	Index of the coordinate system in the coordinate system stack.
offsets	signed long*	Pointer to the memory location for the offset vector.
nameLength	unsigned long	Length of the memory area for the rotation matrix must be at least 8 x sizeof (signed long int).
returnLength	unsigned long*	Pointer to the value to which the actually returned number of bytes is to be written. If the transferred memory is too small for the return value, the return value ERR_CNC_RET_MEMORY is returned and this parameter returns the required memory size.

Return values

Symbol	Value	Meaning
RET_FINISHED	0	The function was executed without error.
ERR_INVALID_CHAN	-1	The transferred channel index is higher than the number of configured channels -1
ERR_CNC_NOT_INIT	-3	The simulation CNC kernel was not yet initialised.
ERR_CNC_RET_MEMORY	-4	The return value(s) does/do not fit into the memory provided. In this case, the minimum size required for the return is returned in return-Length.
ERR_READ_ERR	-26	An error occurred on reading data from the kernelv DLL.
ERR_CNC_NO_DATA	-28	The requested data is not available. No coordinate system is defined in the coordinate system stack at the location specified by the call parameter csIndex. A zero vector is returned.
ERR_INVALID_PARAMETER	-30	An invalid parameter was transferred: The coordinate system index transferred in the parameter csIndex is higher than the maximum possible index in the coordinate system stack.

3.65.7 kernelv_ch_get_total_cs_rot_matrix()

Prototype

```

KERNELV_RETURN    kernelv_ch_get_total_cs_rot_matrix(unsigned long int chanIndex,
                                                    double *matrix,
                                                    unsigned long int bufferSize,
                                                    unsigned long int *retBytes);
  
```

Description

Returns the rotation matrix generated by concatenating all active coordinate systems.

The rotation matrix generated by the parameters $\phi 1$, $\phi 2$ $\phi 3$ of the following NC command is returned:

#CS DEF [CS1] [<v1>,<v2>,<v3>,< $\phi 1$ >,< $\phi 2$ >,< $\phi 3$ >]

If no coordinate system is active, the standard matrix is returned.

Parameter

Name	Type	Meaning
chanIndex	unsigned long	Channel index of the channel.
matrix	double*	Pointer to the memory location for the rotation matrix.
bufferSize	unsigned long	Length of the memory area for the rotation matrix must be at least 3 x 3 x sizeof(double).
returnLength	unsigned long*	<p>Pointer to the value to which the actually returned number of bytes is to be written.</p> <p>If the transferred memory is too small for the return value, the return value ERR_CNC_RET_MEMORY is returned and this parameter returns the required memory size.</p>

Return values

Symbol	Value	Meaning
RET_FINISHED	0	The function was executed without error.
ERR_INVALID_CHAN	-1	The transferred channel index is higher than the number of configured channels -1
ERR_CNC_NOT_INIT	-3	The simulation CNC kernel was not yet initialised.
ERR_CNC_RET_MEMORY	-4	The return value(s) does/do not fit into the memory provided. In this case, the minimum size required for the return is returned in returnLength.

3.65.8 kernelv_ch_get_total_cs_offset

Prototype

```
KERNELV_RETURN    kernelv_ch_get_total_cs_offset(unsigned long int chanIndex,
                                                double *vector,
                                                unsigned long int bufferSize,
                                                unsigned long int *retBytes);
```

Description

Returns the shift of the origin of the coordinate system resulting from concatenating all active coordinate systems.

A vector with three elements is returned, specifying the shift of the coordinate system origin to the origin of the basic coordinate system.

The shift vector that is generated by the parameters **v1**, **v2**, **v3** of the following NC command is returned:

```
#CS DEF [CS1] [ <v1>,<v2>,<v3>,<φ1>,<φ2>,<φ3> ]
```

If no coordinate system is active, a zero vector is returned.

Parameter

Name	Type	Meaning
chanIndex	unsigned long	Channel index of the channel.
vector	double*	Pointer to the memory location for the translation vector.
bufferSize	unsigned long	Length of the memory area for the rotation matrix must be at least 3 x sizeof(double).
returnLength	unsigned long*	Pointer to the value to which the actually returned number of bytes is to be written. If the transferred memory is too small for the return value, the return value ERR_CNC_RET_MEMORY is returned and this parameter returns the required memory size.

Return values

Symbol	Value	Meaning
RET_FINISHED	0	The function was executed without error.
ERR_INVALID_CHAN	-1	The transferred channel index is higher than the number of configured channels -1
ERR_CNC_NOT_INIT	-3	The simulation CNC kernel was not yet initialised.
ERR_CNC_RET_MEMORY	-4	The return value(s) does/do not fit into the memory provided. In this case, the minimum size required for the return is returned in returnLength.

3.65.9 kernelv_ch_get_total_cs_def()

Prototype

```
KERNELV_RETURN    kernelv_ch_get_total_cs_def(unsigned long int chanIndex,
                                                double *vector,
                                                unsigned long int bufferSize,
                                                unsigned long int *retBytes);
```

Description

Returns the shift and rotation angle of the coordinate system resulting from concatenating all active coordinate systems.

A vector with six elements is returned. The first three elements contain the shift of the coordinate system origin to the origin of the basic coordinate system. The three following vector elements contain the rotation angle in degrees required to generate the coordinate system from the basic coordinate system. Similar to the documentation of the #CS documentation, the sequence to execute the rotations is ϕ_3 , ϕ_2 , ϕ_1 in this order.

#CS DEF [CS1] [<v1>,<v2>,<v3>,< ϕ 1>,< ϕ 2>,< ϕ 3>]

Index	Meaning in the #CS command
0	<v1>
1	<v2>
2	<v3>
3	< ϕ 1>
4	< ϕ 2>
5	< ϕ 3>

If no coordinate system is active, a zero vector is returned.

Parameter

Name	Type	Meaning
chanIndex	unsigned long	Channel index of the channel.
vector	double*	Pointer to the memory location for the translation vector.
bufferSize	unsigned long	Length of the memory area for the rotation matrix must be at least 3 x sizeof(double).
returnLength	unsigned long*	Pointer to the value to which the actually returned number of bytes is to be written. If the transferred memory is too small for the return value, the return value ERR_CNC_RET_MEMORY is returned and this parameter returns the required memory size.

Return values

Symbol	Value	Meaning
RET_FINISHED	0	The function was executed without error.
ERR_INVALID_CHAN	-1	The transferred channel index is higher than the number of configured channels –1
ERR_CNC_NOT_INIT	-3	The simulation CNC kernel was not yet initialised.
ERR_CNC_RET_MEMORY	-4	The return value(s) does/do not fit into the memory provided. In this case, the minimum size required for the return is returned in return-Length.

3.65.10 kernelv_ch_get_coord_sys_active()

Prototype

```
KERNELV_RETURN    kernelv_ch_get_coord_sys_active(unsigned long int chanIndex,  
                                                unsigned char *active);
```

Description

Returns the number of the current active kinematic transformation. If no kinematic transformation is active, a zero is returned.

Parameter

Name	Type	Meaning
chanIndex	unsigned long	Channel index of the channel.
active	unsigned short*	Pointer to the memory area for return values.

Return values

Symbol	Value	Meaning
RET_FINISHED	0	The function was executed without error.
ERR_INVALID_CHAN	-1	The transferred channel index is higher than the number of configured channels –1
ERR_CNC_NOT_INIT	-3	The simulation CNC kernel was not yet initialised.

3.66 Kinematic transformations

3.66.1 kernelv_ch_get_kin_trafo_active()

Prototype

```
KERNELV_RETURN    kernelv_ch_get_kin_trafo_active(unsigned long int chanIndex,  
                                                unsigned char *active);
```

Description

Returns whether a coordinate system is active in the specified channel or not.

Parameter

Name	Type	Meaning
chanIndex	unsigned long	Channel index of the channel.
active	unsigned char*	Pointer to the memory area for return values.

Return values

Symbol	Value	Meaning
RET_FINISHED	0	The function was executed without error.
ERR_INVALID_CHAN	-1	The transferred channel index is higher than the number of configured channels -1
ERR_CNC_NOT_INIT	-3	The simulation CNC kernel was not yet initialised.

3.66.2 kernelv_ch_get_active_kin_id()

Prototype

```
KERNELV_RETURN    kernelv_ch_get_active_kin_id(unsigned long int chanIndex,  
                                                unsigned short *kin_id);
```

Description

Returns the number of the current active kinematic transformation. If no kinematic transformation is active, a zero is returned.

Parameter

Name	Type	Meaning
chanIndex	unsigned long	Channel index of the channel.
kin_id	unsigned short*	Pointer to the memory area for return values.

Return values

Symbol	Value	Meaning
RET_FINISHED	0	The function was executed without error.
ERR_INVALID_CHAN	-1	The transferred channel index is higher than the number of configured channels –1
ERR_CNC_NOT_INIT	-3	The simulation CNC kernel was not yet initialised.

3.67 External measuring hardware

By default, measurement runs are simulated in the kernelv DLL for the measurement simulation configured for each axis.

The following measurement methods are available:

- “Measuring with external measuring hardware“ (default)
- “Measuring with external interface with measured value detected in the drive” (as of V3.1.3080.05)

The interface to the external measuring hardware consists of the following parts:

- Command interface from the CNC to the PLC or to the DLL user.
- Acknowledgement interface from the PLC or from the user to the CNC:

The measured value is detected by measurement simulation in the CNC.

Measurement method “Measuring with external measuring hardware“

With the measurement variant “Measuring with external measuring hardware”, the interface on the HLI to the external measuring hardware is made accessible to the user via API functions. The user then has the possibility to use measuring methods for real-time control implemented in the PLC with the kernelv DLL.

The sequence of a measurement run using the external measuring interface is as follows:

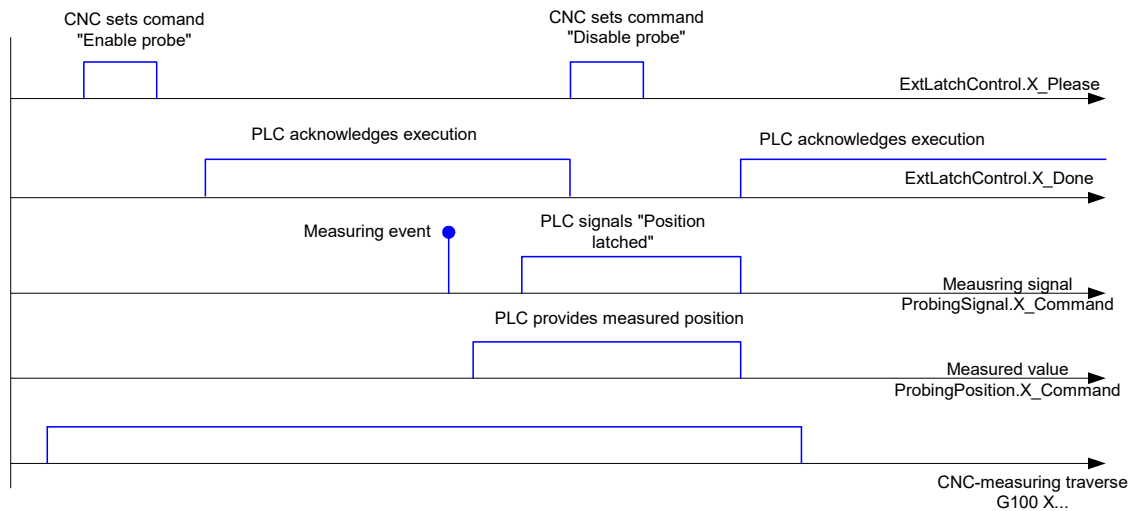


Fig. 5: Schematic sequence of a measurement run



Notice

When the external measuring interface is used, the internal measurement simulation for the axis must be deactivated by setting the axis parameter P-AXIS-00112 to the value 0.

The following functions are required to use this measuring method:

- `kernelv_ax_get_ext_latch_command [▶ 129]()`,
- `kernelv_ax_acknowledge_ext_latch_command [▶ 130]()`
- `kernelv_ax_set_ext_latch_event [▶ 132]()`
- `kernelv_ax_set_ext_latch_event_pos [▶ 131]()`

The command interface is queried by the function `kernelv_ax_get_ext_latch_command()`, the command is acknowledged by `kernelv_ax_acknowledge_ext_latch_command()`, the latch event is set and if required the latch value is tracked by `kernelv_ax_set_ext_latch_event()` or by `kernelv_ax_set_ext_latch_event_pos()`.

Measuring method “Measuring with external measuring interface with measured value detected in the drive”

The procedure for a measurement run using the external measuring interface with measured value detected in the drive is as follows:

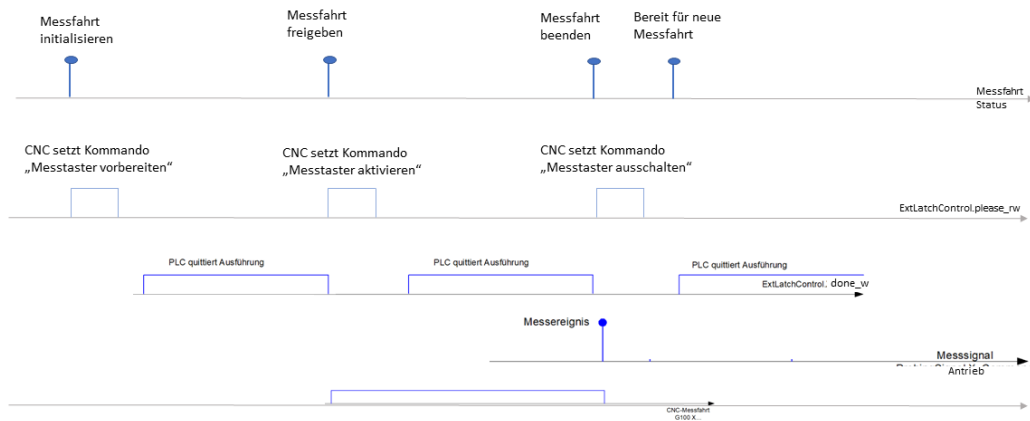


Fig. 6: Signal profile of a radio measuring button with measured value detected in the drive



Notice

When the external measuring interface with measured value detected in the drive is used, the internal measurement simulation for the axis must be activated by setting the axis parameter P-AXIS-00112 to the value 1

The following functions are required to use this measuring method:

- `kernelv_ax_get_ext_latch_command [▶ 129]()`,
- `kernelv_ax_acknowledge_ext_latch_command [▶ 130]()`,

The command interface is queried by the function `kernelv_ax_get_ext_latch_command()`. The command is acknowledged by `kernelv_ax_acknowledge_ext_latch_command()`,

3.67.1 `kernelv_ax_get_ext_latch_command()`

Prototype

```
KERNELV_RETURN kernelv_ch_get_active_kin_id(unsigned long int axIndex,
                                             KERNELV_EXT_LATCH_COMMAND_DATA *data);
```

Description

Returns the content of the command interface for the external measuring hardware to the structure `KERNELV_EXT_LATCH_COMMAND_DATA`.

Parameter

Name	Type	Meaning
axIndex	unsigned long	Index of the axis.
data	KERNELV_EXT_LATCH_COMMAND_DATA*	Pointer to the structure of type <code>KERNELV_EXT_LATCH_COMMAND_DATA</code> to return the value.

Return values

Symbol	Value	Meaning
RET_FINISHED	0	The function was executed without error.
REST_BUSY	1	The function is currently being executed, but has not yet been completed. The API function must continue to be called.
ERR_INVALID_AX	-9	The transferred axis index is higher than the number of configured axes -1
ERR_CNC_NOT_INIT	-3	The simulation CNC kernel was not yet initialised.

3.67.2 kernelv_ax_acknowledge_ext_latch_command()

Prototype

```
KERNELV_RETURN kernelv_ax_acknowledge_ext_latch_command(unsigned long int axIndex);
```

Description

Acknowledges any pending measuring command to the external measuring hardware. If a command is active and was acknowledged, the return value is the function `RET_FINISHED`. Otherwise the return value is `ERR_NO_DATA`.

Parameter

Name	Type	Meaning
axIndex	unsigned long	Index of the axis.

Return values

Symbol	Value	Meaning
RET_FINISHED	0	The function was executed without error.
RET_BUSY	1	The function is currently being executed, but has not yet been completed. The API function must continue to be called.
ERR_INVALID_AX	-9	The transferred axis index is higher than the number of configured axes -1
ERR_CNC_NOT_INIT	-3	The simulation CNC kernel was not yet initialised.
ERR_CNC_NO_DATA	-28	The requested data is not available.

3.67.3 kernelv_ax_set_ext_latch_event_pos()

Prototype

```

KERNELV_RETURN kernelv_ax_set_ext_latch_event_pos(unsigned
long int axIndex,
                                                    signed long
int DATA position);
  
```

Description

Indicates the occurrence of the latch event to the CNC and transfers the latched position. The latched position must be transferred in 0.1 um or 1E-4°.

Parameter

Name	Type	Meaning
axIndex	unsigned long int	Index of the axis.
position	signed long int	Latch position in 0.1 µm for translatory axes or $1 \cdot 10^{-4}^\circ$ for spindles or rotary axes.

Return values

Symbol	Value	Meaning
RET_FINISHED	0	The function was executed without error.
ERR_INVALID_AX	-9	The transferred channel index is higher than the number of configured channels -1
ERR_CNC_NO_DATA	-28	No latch command is active.
ERR_CNC_NOT_INIT	-3	The simulation CNC kernel was not yet initialised.

3.67.4 kernelv_ax_set_ext_latch_event()

Prototype

```
KERNELV_RETURN kernelv_ax_set_ext_latch_event(unsigned long int axIndex);
```

Description

Indicates the occurrence of the latch event to the CNC as a latched value; the current actual position of the axis is transferred.

Parameter

Name	Type	Meaning
axIndex	unsigned long int	Index of the axis.

Return values

Symbol	Value	Meaning
RET_FINISHED	0	The function was executed without error.
ERR_INVALID_AX	-9	The transferred channel index is higher than the number of configured channels -1
ERR_CNC_NO_DATA	-28	No latch command is active.
ERR_CNC_NOT_INIT	-3	The simulation CNC kernel was not yet initialised.

3.68 kernelv_ch_get_timer()

Prototype

KERNELV_RETURN kernelv_ch_get_timer (unsigned long int chanIndex, unsigned short int timerId, unsigned long int* time);

Description

This returns the time in ms and is stored in the specified channel in the variable V.G.TIMER[<counter_number>].

Parameter

Name	Type	Meaning
chanIndex	unsigned long int	Channel index
timerId	unsigned short int	Counter number for the variable V.G.TIMER[]
Time	unsigned long int*	Pointer to the memory area where the time in ms is written.

Return values

Symbol	Value	Meaning
RET_FINISHED	0	The function was executed without error.
ERR_INVALID_CHAN	-1	The transferred channel index is higher than the number of configured channels -1.
ERR_CNC_NOT_INIT	-3	The simulation CNC kernel was not yet initialised.
ERR_INVALID_PARAMETER	-30	The transferred parameter timerId is invalid. Valid range for timerID: 0<= timerID <= 127
ER_NULL_PARAMETER	-35	The timer pointer is not referenced.

3.69 kernelv_get_production_time()

Prototype

KERNELV_RETURN kernelv_get_production_time(double* productionTime, KERNELV_PT_FILE files);

Description

Starts an NC program in the corresponding channel for each string that is not empty in the KERNELV_PT_FILES structure. The first element is started in the first channel, the second element in the second channel, etc.

If no program is started in a channel, the string must be 0 at the appropriate index.

Only configured programs can be started in channels.

The total processing time of all started NC programs is returned.

Parameter

Name	Type	Meaning
productionTime	double*	Pointer to the memory area where the production time is written in s.
files	KER- NELV_PT_FILES	Structure where the names of NC programs are stored.

Return values

Symbol	Value	Meaning
RET_FINISHED	0	The transferred NC programs have all been successfully ended.
ERR_INVALID_CHAN	-1	The transferred channel index is higher than the number of configured channels -1.
ERR_CNC_NOT_INIT	-3	The simulation CNC kernel was not yet initialised.
ERR_INTERNAL_ERROR	-11	An internal error has occurred in the DLL. The value could not be written.
ERR_NC_PROGRAM	-32	An error has occurred in the NC program.
ERR_CH_ERROR_STATE	-33	The channel is in error state.

3.70 kernelv_diagnosis_upload()

Prototype

```
KERNELV_RETURN kernelv_diagnosis_upload(char* filename);
```

Description

Starts uploading the internal diagnosis data of the DLL and writes it to the file with the name filename. If no filename is specified, the data is saved to diag_data.txt. If filename contains no path, the file is written to the current path.

Parameter

Name	Type	Meaning
Filename	char*	Name of the file to which data is written.

Return values

Symbol	Value	Meaning
RET_FINISHED	0	The upload is finished.
ERR_CNC_NOT_INIT	-3	The simulation CNC kernel was not yet initialised.

4 kernelv API types

All listed types are defined in the file **kernelv.h**.

4.1 Enum KERNELV_RETURN

Description

Return values and error codes of API functions.

Symbol	Value	Meaning
RET_FINISHED	0	The function was executed without error.
RET_BUSY	1	The function is currently being executed, but has not yet been completed. The API function must continue to be called.
ERR_INVALID_CHAN	-1	The transferred channel index is higher than the number of configured channels -1.
ERR_PROG_NAME_LENGTH	-2	The transferred program name is longer than permitted.
ERR_CNC_NOT_INIT	-3	The simulation CNC kernel was not yet initialised.
ERR_CNC_RET_MEMORY	-4	The return value(s) does/do not fit into the memory provided.
ERR_INVALID_STATE	-5	The CNC channel is in the wrong state for executing a function.
ERR_DOUBLE_KERNEL	-6	An instance of the simulation CNC is running and uses the same instance prefix. This may occur if 2 instances of kernelv were started with the function call <code>kernelv_startup()</code> or the same instance prefix was used several times when <code>kernelv_startup_instance()</code> was called.
ERR_SHM_STARTUP	-7	Internally used shared memories could not be created when starting.
ERR_STARTUP	-8	An error occurred on starting the simulation CNC. Possible causes are missing parameter lists or incorrect entries in parameter lists.
ERR_INVALID_AX	-9	The transferred axis index is higher than the number of configured axes -1
ERR_AXIS_ERROR	-10	The CNC axis indicates an error. The CNC additionally issues an error message.
ERR_INTERNAL_ERROR	-11	An internal error has occurred in the DLL.
ERR_UNKNOWN_VARIABLE	-12	The variable name is not known in the CNC kernel.
ERR_VARIABLE_SYNTAX	-13	The variable name is syntactically incorrect, e.g. no closing bracket in the case of an array variable.
ERR_DATA_TYPE_MISMATCH	-14	On write access to a variable, the transferred data type does not match the data type used internally in the CNC.

Symbol	Value	Meaning
ERR_UN- KNOWN_TECHNO_TYPE	-15	An invalid type was specified for a technology function when its execution time was set.
ERR_IN- VALID_TECHNO_PARAM	-16	An invalid parameter was transferred when the execution time was set for a technology function, e.g. transferred number of the M or H function is higher than the maximum permitted number.
ERR_NO_LICENSE	-17	No license was found for the use of the kernelv DLL.
ERR_VAR_NAME_LENGTH	-18	The variable name passed on to the function exceeds the maximum permissible length (KERNELV_VAR_NAME_LENGTH).
ERR_REGISTRY_ACCESS	-19	An error occurred when an attempt was made to read values from the Windows registry.
ERR_UNKNOWN_OPTION	-20	An unknown option was transferred to the function kernelv_set_options().
ERR_ARRAY_NOT_SUPPORTED	-21	With many CNC real-time variants, an array can be read or written 'en block' by omitting the array index at access. The kernelv DLL does not currently support this access type.
ERR_VAR_NOT_WRITEABLE	-22	An attempt was made to write a non-writeable variant. For write access to variables, the same access rules apply as within an NC program. The only exception here are V.E. variables. They can always be written irrespective of the access rights configured.
ERR_PREFIX_TOO_LONG	-23	When the function kernelv_startu_prefix() was called, the transferred instance identifier is too long with the result that the internally generated names for the shared memories used no longer fit in the memory provided. . The permitted length is defined in the preprocessor constant KERNELV_INSTANCE_PREFIX_MAX_LEN.
ERR_DOUBLE_INSTANCE	-24	A kernelv instance was already started from this DLL. It is not possible to start several kernelv instances from an application.
ERR_INVALID_START_MODE	-25	An invalid start mode was transferred when the function kernelv_ch_program_start() was started. For valid execution mode values, see E_KERNELV_PROG_START_MODE.
ERR_READ_ERR	-26	An error occurred on reading data from the kernelv DLL.
ERR_WRITE_ERR	-27	An error occurred when data is written to the kernelv DLL.
ERR_CNC_NO_DATA	-28	The requested data is not available.
ERR_TECHNO_NOT_FOUND	-29	The specified technology function was not found.
ERR_INVALID_PARAMETER	-30	An invalid parameter was transferred.
ERR_STARTUP_CHAN_INIT	-31	When kernelv-DLL was started, it was not possible to execute the initialisation of the configured NC channels.

Symbol	Value	Meaning
ERR_NC_PROGRAM	-32	An error has occurred in the NC program.
ERR_CH_ERROR_STATE	-33	The channel is in error state.
ERR_TIME_OUT	-34	The function could not be ended within the limit.
ERR_NULL_PARAMETER	-35	An unreferenced pointer was transferred.

4.2 KERNELV_CHANNEL_STATE

Enumeration CNC_SIMU_CHANNEL_STATE describes the state of a CNC channel.

The state of a CNC channel is described by the following state diagram:

Symbol	Value	Meaning
KERNELV_STATE_DESELECTED	1	Channel state is DESELECTED.
KERNELV_STATE_SELECTED	2	Channel state is SELECTED.
KERNELV_STATE_READY	3	Channel state is READY.
KERNELV_STATE_ACTIVE	4	Channel state is ACTIVE, and an NC program is currently being executed.
KERNELV_STATE_HOLD	5	Channel state is HOLD. An NC program has been started and then stopped.
KERNELV_STATE_ERROR	6	Channel state is ERROR.
KERNELV_STATE_SELECTING	7	Channel state is SELECTING.
KERNELV_STATE_DESELECTING	8	Channel state is DESELECTING.
KERNELV_STATE_PREPARING	9	Channel state is PREPARING.
KERNELV_STATE_CLEARING	10	Channel state is CLEARING.
KERNELV_STATE_STARTING	11	Channel state is STARTING. An NC program is currently being started.
KERNELV_STATE_ABORTING	12	Channel state is ABORTING. An NC program is currently being aborted.
KERNELV_STATE_STOPPING	13	Channel state is STOPPING. A running NC program is stopped.
KERNELV_STATE_RESUMING	14	Channel state is RESUMING. A stopped NC program is resumed.
KERNELV_STATE_RESETTING	15	Channel state is RESETTING. A reset is currently taking place.

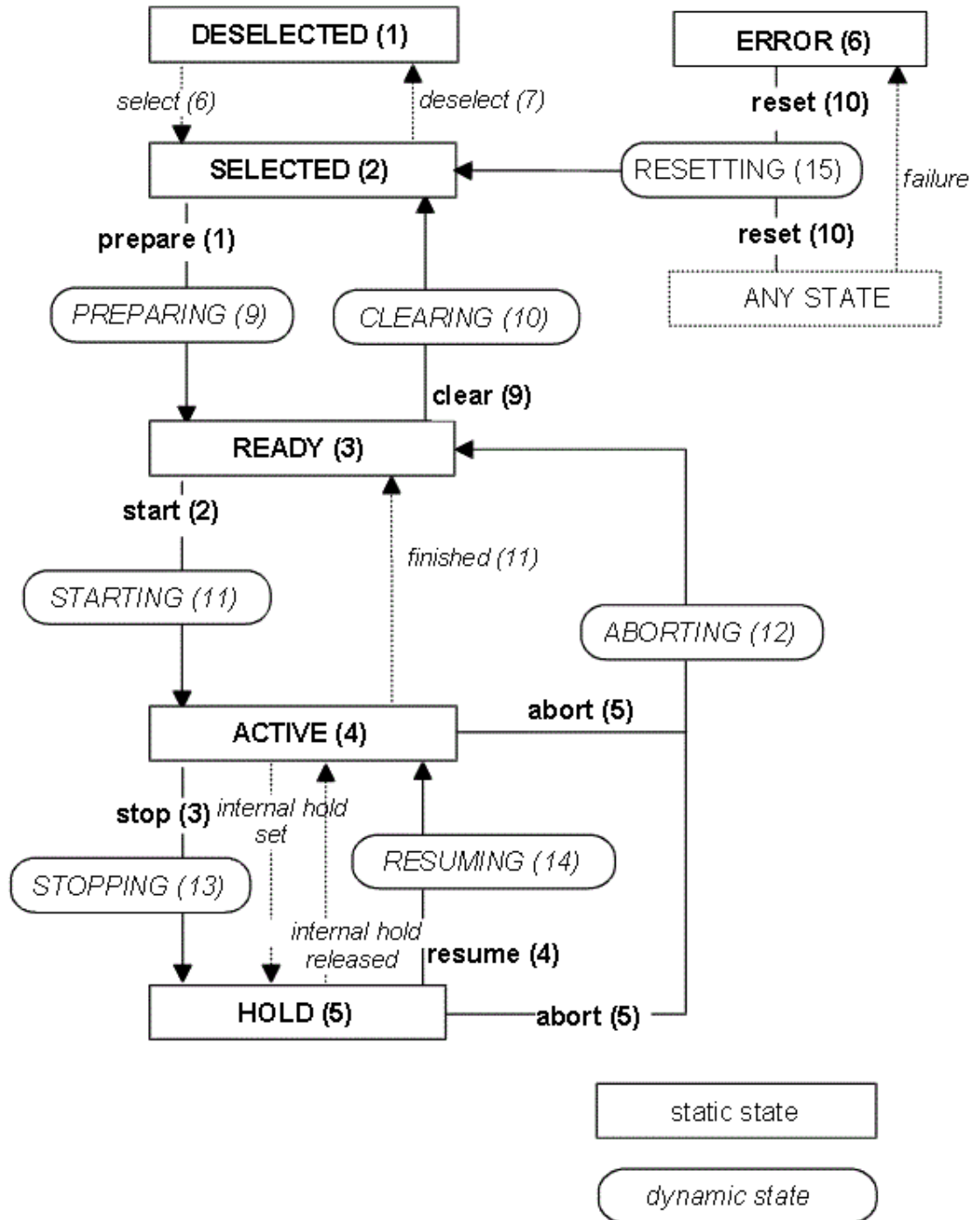


Fig. 7: State diagram of a CNC channel

4.3 Enum E_KERNELV_TECHNO_TYPE

Description

Type of a technology function stored in the KERNELV_TECHNO_DATA structure.

Symbol	Value	Meaning
KERNELV_TECHNO_EMPTY	0	The structure does not contain any valid values.
KERNELV_TECHNO_M_CODE	1	The structure contains an M function.
KERNELV_TECHNO_H_CODE	2	The structure contains an H function.
KERNELV_TECHNO_S_CODE	3	The structure contains a spindle techno function, e.g. M3, M19 or S.
KERNELV_TECHNO_T_CODE	4	The structure contains a tool techno function.

4.4 Struct KERNELV_TECHNO_DATA

Description

Structure with technology data acknowledged by the CNC kernel.

Memory orientation

The individual structure elements are packed in the memory

Element	Type	Meaning
type	E_KERNELV_TECHNO_TYPE	Type of the technology function stored in the param element.
param	U_KERNELV_TECHNO_PARAM	Union with the data of the technology function.

4.5 KERNELV_CHANNEL_TECHNO_DATA_ARRAY

Description

Defines an array of size `KERNELV_CHANNEL_TECHNO_DATA_COUNT` for structures of the type `KERNELV_TECHNO_DATA`.

```
typedef KERNELV_TECHNO_DATA
KERNELV_CHANNEL_TECHNO_DATA_ARRAY[KERNELV_CHANNEL_TECHNO_DATA_COUNT];
```

A variable of this type can be transferred to the functions `kernelv_ch_get techno_data()` or `kernelv_ch_get_new techno_data()` to read technology information.

```
KERNELV_CHANNEL_TECHNO_DATA_ARRAY ch_techno;
unsigned long int techno_len;

if ( kernelv_ch_get techno_data(0,
                                ch_techno,
                                sizeof(ch_techno),
                                &techno_len) == RET_FINISHED)
{
for (int i = 0; i < KERNELV_CHANNEL_TECHNO_DATA_COUNT, i++)
. .printf("Type: %d\n", ch_techno[i].type);
}
```

4.6 KERNELV_CHANNEL_TECHNO_DATA_ARRAY2

Description

Defines an array of size `KERNELV_CHANNEL_TECHNO_DATA_COUNT` for structures of type `KERNELV_TECHNO_DATA2`.

```
typedef KERNELV_TECHNO_DATA2
KERNELV_CHANNEL_TECHNO_DATA_ARRAY2[KERNELV_CHANNEL_TECHNO_DATA_COUNT];
```

A variable of this type can be transferred to the functions `kernelv_ch_get techno_data2()` or `kernelv_get_new techno_data2()` to read technology information.

```
KERNELV_CHANNEL_TECHNO_DATA_ARRAY2 ch_techno;
unsigned long int techno_len;
if ( kernelv_ch_get techno_data2(0,
                                ch_techno,
                                sizeof(ch_techno),
                                &techno_len) == RET_FINISHED)
{
for (int i =0; i < KERNELV_CHANNEL_TECHNO_DATA_COUNT, i++)
. .printf("Type: %d\n", ch_techno[i].type);
}
```

4.7 KERNELV_AXIS_TECHNO_DATA_ARRAY

Description

Defines an array of size `KERNELV_AXIS_TECHNO_DATA_COUNT` for structures of the type `KERNELV_TECHNO_DATA`.

```
typedef KERNELV_TECHNO_DATA
KERNELV_AXIS_TECHNO_DATA_ARRAY[KERNELV_AXIS_TECHNO_DATA_COUNT];
```

A variable of this type can be transferred to the functions `kernelv_ch_get techno_data()` or `kernelv_ch_get_new techno_data()` to read technology information.

```
KERNELV_CHANNEL_TECHNO_DATA_ARRAY ax_techno;
unsigned long int techno_len;

if ( kernelv_ax_get techno_data(0,
                                ax_techno,
                                sizeof(ch_techno),
                                &techno_len) == RET_FINISHED)
{
for (int i =0; i < KERNELV_CHANNEL_TECHNO_DATA_COUNT ,i++)
. .printf("Type: %d\n", ax_techno[i].type);
}
```

4.8 Struct KERNELV_TECHNO_DATA2

Description

Structure with technology data acknowledged by the CNC kernel.

Memory orientation

The individual structure elements are packed in the memory

Element	Type	Meaning
type	E_KERNELV_TECHNO_TYPE	Type of the technology function stored in the param element.
param	U_KERNELV_TECHNO_PARAM2	Union with the data of the technology function.

4.9 KERNELV_CHANNEL_TECHNO_DATA_ARRAY2

Description

Defines an array of size `KERNELV_CHANNEL_TECHNO_DATA_COUNT` for structure of type `KERNELV_TECHNO_DATA2`.

```
typedef KERNELV_TECHNO_DATA2
KERNELV_CHANNEL_TECHNO_DATA_ARRAY2[KERNELV_CHANNEL_TECHNO_DATA_COUNT];
```

A variable of this type can be transferred to the functions `kernelv_ch_get techno_data2()` or `kernelv_ch_get_new techno_data2()` to read technology information.

```
KERNELV_CHANNEL_TECHNO_DATA_ARRAY2  ch_techno;
unsigned long int                      techno_len;

if ( kernelv_ch_get techno_data2(0,
                                ch_techno,
                                sizeof(ch_techno),
                                &techno_len) == RET_FINISHED)
{
for (int i =0; i < KERNELV_CHANNEL_TECHNO_DATA_COUNT ,i++)
.  .printf("Type: %d\n", ch_techno[i].type);
}
```


4.10 KERNELV_AXIS_TECHNO_DATA_ARRAY2

Description

Defines an array of size `KERNELV_AXIS_TECHNO_DATA_COUNT` for structures of type `KERNELV_TECHNO_DATA2`.

```
typedef KERNELV_TECHNO_DATA2
KERNELV_AXIS_TECHNO_DATA_ARRAY2[KERNELV_AXIS_TECHNO_DATA_COUNT];
```

A variable of this type can be transferred to the functions `kernelv_ax_get techno_data2()` or `kernelv_ax_get_new techno_data2()` to read technology information.

```
KERNELV_CHANNEL_TECHNO_DATA_ARRAY2 ax_techno;
unsigned long int techno_len;

if ( kernelv_ax_get techno_data2(0,
                                ax_techno,
                                sizeof(ch_techno),
                                &techno_len) == RET_FINISHED)
{
for (int i =0; i < KERNELV_AXIS_TECHNO_DATA_COUNT ,i++)
. printf("Type: %d\n", ch_techno[i].type);
}
```

4.11 Union U_KERNELV_TECHNO_PARAM

Description

Union with the data of a technology function.

Memory orientation

The individual structure elements are packed in the memory.

Element	Type	Meaning
m_h	M_H_CODE_DATA	Data of an M/H technology function
spindle	S_CODE_DATA	Data of a spindle technology function
tool	T_CODE_DATA	Data of a tool function.

4.12 Union U_KERNELV_TECHNO_PARAM2

Description

Union with the data of a technology function.

Memory orientation

The individual structure elements are packed in the memory.

Element	Type	Meaning
m_h	M_H_CODE_DATA2	Data of an M/H technology function.
spindle	S_CODE_DATA	Data of a spindle technology function.
tool	T_CODE_DATA	Data of a tool function.

4.13 Struct M_H_CODE_DATA

Description

Data of an M/H function.

Memory orientation

The individual structure elements are packed in the memory.

Element	Type	Meaning
nr	unsigned long int	Number of the M/H function.
duration	unsigned long int	Set execution time in us when execution simulation is active.

4.14 Struct M_H_CODE_DATA2

Description

Data of an M/H function.

Memory orientation

The individual structure elements are packed in the memory.

Element	Type	Meaning
nr	unsigned long int	Number of the M/H function.
duration	unsigned long int	Set execution time in us when execution simulation is active.
add_value	signed long int	Value additionally programmed in the NC program (M4711 = 123).
fillup	unsigned long int	Fill bytes for 8-byte alignment.

4.15 Enum E_KERNELV_SPINDLE_TYPE

Description

Type of a technology function stored in the S_CODE_DATA structure.

Symbol	Value	Meaning
KERNELV_TECHNO_S_EMPTY	0	The structure does not contain any valid values.
KERNELV_TECHNO_S_M3	1	The structure contains an M3 spindle function.
KERNELV_TECHNO_S_M4	2	The structure contains an M4 spindle function.
KERNELV_TECHNO_S_M5	3	The structure contains an M5 spindle function.
KERNELV_TECHNO_S_M19	4	The structure contains an M19 spindle function.

4.16 Struct S_CODE_DATA

Description

The structure contains the data belonging to a spindle technology function.

Memory orientation

The individual structure elements are packed in the memory.

Element	Type	Meaning
type	E_KERNELV_SPINDLE_TYPE	Data type of the spindle technology function.
axis_number	unsigned short int	Axis number of the axis to which the technology function was output.
revolutions	unsigned long int	Spindle speed
position	signed long int	Target position of the spindle when the spindle is positioned.
duration	unsigned long int	Set execution time in μs when execution simulation is active.

4.17 Struct T_CODE_DATA

Description

The structure contains the data belonging to a tool technology function.

Memory orientation

The individual structure elements are packed in the memory.

Element	Type	Meaning
basic	signed long int	Basic number of the tool.
sister	signed long int	Number of the sister tool.
variant	signed long int	Variant number of the tool

4.18 Struct KERNELV_NC_LINE_DATA

Description

The structure of the data belonging to an executed NC program line.

Memory orientation

The individual structure elements are packed in the memory.

Element	Type	Meaning
fileoffset	unsigned long int	File offset of the executed line in the currently active NC program file
nclineNumber	unsigned long int	NC line number of the executed NC line, if programmed. If no NC line number was programmed, the last line number programmed is entered.
filename	char[KERNELV_FILE_NAME_LENGTH + 1]	File name of the file that contains the NC line just executed.

4.19 Enum E_KERNELV_VAR_TYPE

Description

Data type of a data item stored in the structure U_KERNELV_VAR_VALUE.

Symbol	Value	Meaning
KERNELV_VAR_TYPE_UNKNOWN	1	The structure does not contain any valid data type.
KERNELV_VAR_TYPE_BOOLEAN	2	Data type is unsigned char. Possible values 0 or 1.
KERNELV_VAR_TYPE_UNSO8	3	Data type is unsigned char.
KERNELV_VAR_TYPE_SGN08	4	Data type is signed char.
KERNELV_VAR_TYPE_UNSI16	5	Data type is unsigned short int.
KERNELV_VAR_TYPE_SGNI16	6	Data type is signed short int.
KERNELV_VAR_TYPE_UNSI32	7	Data type is unsigned long int.
KERNELV_VAR_TYPE_SGNI32	8	Data type is signed long int.
KERNELV_VAR_TYPE_DOUBLE	9	Data type is double.
KERNELV_VAR_TYPE_STRING	10	The data type is a string with a maximum of 127 (KERNELV_VAR_STRING_LEN) characters (total length including terminating 0 KERNELV_VAR_STRING_LEN +1 character).

4.20 Union U_KERNELV_VAR_VALUE

Description

Union with the possible values of a CNC variable.

Memory orientation

The individual structure elements are packed in the memory.

Element	Type identifier E_KERNELV_VAR_TYPE	Meaning
boolean	KERNELV_VAR_TYPE_BOOLEAN	Data type is unsigned char. Possible values 0 or 1.
uns08	KERNELV_VAR_TYPE_UNSO8	Data type is unsigned char.
sgn08	KERNELV_VAR_TYPE_SGN08	Data type is signed char.
uns16	KERNELV_VAR_TYPE_UNSO16	Data type is unsigned short int.
sgn16	KERNELV_VAR_TYPE_SGN16	Data type is signed short int.
uns32	KERNELV_VAR_TYPE_UNSO32	Data type is unsigned long int.
sgn32	KERNELV_VAR_TYPE_SGN32	Data type is signed long int.
real64	KERNELV_VAR_TYPE_DOUBLE	Data type is double.
string	KERNELV_VAR_TYPE_STRING	The data type is a string with a maximum of 127 (KERNELV_VAR_STRING_LEN) characters (total length including terminating zero KERNELV_VAR_STRING_LEN +1 character).

4.21 Struct KERNELV_VARIABLE

Description

The structure contains the value and type of a CNC variable.

Memory orientation

The individual structure elements are packed in the memory.

Element	Type	Meaning
type	E_KERNELV_VAR_TYPE	Data type of the data item in the value structure element.
value	U_KERNELV_VAR_VALUE	Union with the data types possible for CNC variables.

4.22 Struct KERNELV_NC_LINE_DATA

Description

The structure contains information about the NC program lines executed in the current cycle.

Memory orientation

The individual structure elements are packed in the memory.

Element	Type	Meaning
fileoffset	unsigned long int	File offset of the lines in the NC program
ncLineNumber	unsigned long int	NC line number of the line. The line number defined in the NC program (N followed by a numeric value) is returned. If no NC line number was specified in the executed line, the last programmed line number is returned.
filename	char[KERNELV_FILE_NAME_LENGTH + 1]	File name of the NC program that is currently executed.

4.23 Struct KERNELV_LICENSE_INFO

Description

The structure contains information about the licensed options.

Memory orientation

The individual structure elements are packed in the memory.

Element	Type	Meaning
CncSysIdOK	unsigned long int	Valid license exists.
CncAxesPack	unsigned long int	Maximum configurable number of axes.
CncChannels	unsigned long int	Maximum configurable number of channels.
CncTrafo	unsigned long int	Transformation pack is licensed.
CncSpline	unsigned long int	Spline pack is licensed.
CncSpline	unsigned long int	The license is an export license (function restrictions due to export regulations).
CncDll	unsigned long int	Use of the kernelv DLL is licensed.

4.24 Struct KERNELV_DECODER_POSITION_HEADER

Description

the structure contains general data about the axis positions read by the decoder.

When the function `kernelv_ch_get_decoder_positions()` is called, a structure of type `KERNELV_DECODER_POSITION_HEADER` is first returned. This is followed by a structure of type `KERNELV_DECODER_POSITION_DATA` for each axis present in the channel.

Memory orientation

The individual structure elements are packed in the memory.

Element	Type	Meaning
data_valid	unsigned char	Validity identifier for the following data.
line_number	unsigned long int	NC line number.
Block_count	unsigned long int	Block counter.
axis_count	unsigned short int	Number of axes in the channel, number of the following structures of type <code>KERNELV_DECODER_POSITION_DATA</code> .

4.25 Struct KERNELV_DECODER_POSITION_DATA

Description

The structure contains the decoder axis positions of an axis.

Memory orientation

The individual structure elements are packed in the memory.

Element	Type	Meaning
mcs_pos	unsigned long int	Axis position in the machine coordinate system.
pcs_pos_no_offset	unsigned long int	Axis position in the programming coordinate system without offsets.
pcs_pos_offset	unsigned long int	Axis position in the programming coordinate system with offsets..
axis_number	unsigned short int	Axis number of the axis.

4.26 Enum E_KERNELV_PROG_START_MODE

Description

Indicates the execution mode of the program start.

Symbol	Value	Meaning
KERNELV_START_MODE_NORMAL	0	Normal execution
KERNELV_START_MODE_CONTOUR_VISU	1	Execution mode of command contour visualisation.

4.27 Struct ACTIVE_G_CODES

Description

Contains an array with the active G functions of each G function group.

Element	Type	Meaning
group[KERNELV_G_MAX_G_GRP]	short int	Array of the G groups.

4.28 Enum E_KERNELV_G_GROUP_TYPE

Description

Enumeration with identifiers for the various G function types.

Symbol	Value	Meaning
KERNELV_G_PATH_COND	0	Group 0, path condition, possible active G functions: G00, G01, G02, G03, G04, G33, G63, G74, G98, G99, G301, G302, G160
KERNELV_G_PATH_FEED	1	Group 1, possible active G functions: G08, G193
KERNELV_G_DEC	2	Group 2, possible active G functions: G09, G900, G901
KERNELV_G_FEED_ADAPT	3	Group 3, possible active G functions: G09, G900, G901
KERNELV_G_ACTIVE_PLANE	4	Group 4, possible active G functions: G17, G18, G19
KERNELV_G_MIRROR	5	Group 5, possible active G functions: G20, G21, G22, G23, G24, G351
KERNELV_G_TRC_TRANSITION	6	Group 6, possible active G functions: G25, G26
KERNELV_G_TOOL_RADIUS_COMP	7	Group 7, possible active G functions: G40, G41, G42
KERNELV_G_DIAMETER_PROG	8	Group 8, possible active G functions: G40, G41, G42
KERNELV_G_ZERO_POS_SHIFT	9	Group 9, possible active G functions: G53-G59, G159
KERNELV_G_EXACT_STOP	10	Group 10, possible active G functions: G60, G359, G360, G260, G261
KERNELV_G_OVERRRIDE_100	11	Group 11, possible active G functions: G166
KERNELV_G_UNIT	12	Group 12, possible active G functions: G70, G71
KERNELV_G_SUB_CALL	13	Group 13, possible active G functions: G80-G89, G800-G819
KERNELV_G_ABS_REL	14	Group 14, possible active G functions: G90, G91
KERNELV_G_POS_SHIFT	15	Group 15, possible active G functions: G92
KERNELV_G_FEED_PROG	16	Group 16, possible active G functions: G93, G94, G95, G194
KERNELV_G_SPINDEL_FEED	17	Group 17, possible active G functions: G96, G97, G196
KERNELV_G_GEAR_CHANGE	18	Group 18, possible active G functions: G112
KERNELV_G_LOOKAHEAD	19	Group 19, possible active G functions: G115, G116, G117
KERNELV_G_ACC_WEIGHT	20	Group 20, possible active G functions: G130, G131
KERNELV_G_FEEDFORWARD	21	Group 21, possible active G functions: G135, G136, G137
KERNELV_G_TRC_SELCECTION	22	Group 22, possible active G functions: G05, G138, G139, G237, G238, G239
KERNELV_G_CIRCE_CENTER	23	Group 23, possible active G functions: G161, G162
KERNELV_G_RADIUS_PROGR	24	Group 24, possible active G functions: G163
KERNELV_G_CIRC_CENTER_CORR	25	Group 25, possible active G functions: G164, G165
KERNELV_G_MANUAL_MODE	26	Group 26, possible active G functions: G200, G201, G202
KERNELV_G_RAMP_TIME_WEIGHT	27	Group 27, possible active G functions: G132, G133, G134
KERNELV_G_SPLINE	28	Group 28, possible active G functions: G150, G151

KERNELV_G_PROBING	29	Group 29, possible active G functions: G100, G101, G102, G106, G107, G108
KERNELV_G_CORNER_DECEL	30	Group 30, possible active G functions: G12, G13
KERNELV_G_CONTOUR_MASKING	31	Group 31, possible active G functions: G140, G141
KERNELV_G_PROBING_INTERR	32	Group 32, possible active G functions: G310
KERNELV_G_SPINDLE_OVERRRIDE	33	Group 33, possible active G functions: G167
KERNELV_G_RAPID_FEED_WEIGHT	34	Group 34, possible active G functions: G129
KERNELV_G_CONTOUR	35	Group 35, possible active G functions: G301, G302
KERNELV_G_CYCLE_SYNC	36	Group 36, possible active G functions: G66
KERNELV_G_MAX_G_GRP	37	Number of groups, size of array

4.29 Data types of contour visualisation

4.29.1 Struct CONTOUR_VISU

Description

Data of contour visualisation, return value of the function `kernelv_ch_get_cont_visu_data()`.

Element	Type	Meaning	
count	signed long int	Number of the entries with visualisation data contained in the element.	
ifc_version	unsigned long int	Interface version of the visualisation data; set by the start-up parameter P-STUP-00039.	
		ifc_version	Data type in CONTOUR_VISU
		0	CONTOUR_VISU_DATA_V0
		1	CONTOUR_VISU_DATA_V1
		2	CONTOUR_VISU_DATA_V2
		3	CONTOUR_VISU_DATA_V3
		4	CONTOUR_VISU_DATA_V4
		5	CONTOUR_VISU_DATA_V5
		6	CONTOUR_VISU_DATA_V6
		7	CONTOUR_VISU_DATA_V7
8	CONTOUR_VISU_DATA_V8		
data	CONTOUR_VISU_DATA	Contour visualisation data corresponding to the interface type specified in ifc_version.	

4.29.2 Union CONTOUR_VISU_DATA

Description

Union with possible values of contour visualisation.

Element	Type	Meaning
visu_data_v0	CONTOUR_VISU_DATA_V0[]	Contour visualisation data for use of interface version 0, array size CONTOUR_MAX_DATA_V0
visu_data_v1	CONTOUR_VISU_DATA_V1[]	Contour visualisation data for use of interface version 1, array size CONTOUR_MAX_DATA_V1.
visu_data_v2	CONTOUR_VISU_DATA_V2[]	Contour visualisation data for use of interface version 2, array size CONTOUR_MAX_DATA_V2.
visu_data_v3	CONTOUR_VISU_DATA_V3[]	Contour visualisation data for use of interface version 3, array size CONTOUR_MAX_DATA_V3.
visu_data_v4	CONTOUR_VISU_DATA_V4[]	Contour visualisation data for use of interface version 4, array size CONTOUR_MAX_DATA_V4.
visu_data_v5	CONTOUR_VISU_DATA_V5[]	Contour visualisation data for use of interface version 5, array size CONTOUR_MAX_DATA_V5.
visu_data_v6	CONTOUR_VISU_DATA_V6[]	Contour visualisation data for use of interface version 6, array size CONTOUR_MAX_DATA_V6.
visu_data_v7	CONTOUR_VISU_DATA_V7[]	Contour visualisation data for use of interface version 7, array size CONTOUR_MAX_DATA_V7.
visu_data_v8	CONTOUR_VISU_DATA_V8[]	Contour visualisation data for use of interface version 8, array size CONTOUR_MAX_DATA_V8.
visu_data_v9	CONTOUR_VISU_DATA_V9[]	Contour visualisation data for use of interface version 9, array size CONTOUR_MAX_DATA_V9.
visu_data_v10	CONTOUR_VISU_DATA_V10[]	Contour visualisation data for use of interface version 10, array size CONTOUR_MAX_DATA_V10.
visu_data_v11	CONTOUR_VISU_DATA_V11[]	Contour visualisation data for use of interface version 11, array size CONTOUR_MAX_DATA_V11.

4.29.3 Struct CONTOUR_VISU_DATA_V0

Description

Channel-specific data of contour visualisation for use of interface version 0.

Element	Type	Meaning
ch_data	CONTOUR_VISU_CH_DATA	Contour visualisation of a channel.
ax_data[]	CONTOUR_AXIS_DATA	Axis-specific visualisation data. Array size: CONTOUR_AXIS_PER_CHANNEL

4.29.4 Struct CONTOUR_VISU_DATA_V1

Description

Channel-specific data of contour visualisation for use of interface version 1.

Element	Type	Meaning
ch_data	CONTOUR_VISU_CH_DATA	Contour visualisation of a channel.
file_name	CONTOUR_VISU_FILE_NAME	File name of the active NC program. Array size: FILE_NAME_LN + 1
ax_data[]	CONTOUR_AXIS_DATA	Axis-specific visualisation data. Array size: CONTOUR_AXIS_PER_CHANNEL

4.29.5 Struct CONTOUR_VISU_DATA_V2

Description

Channel-specific data of contour visualisation for use of interface version 2.

Element	Type	Meaning
ch_data_v1	CONTOUR_VISU_CH_DATA_V1	Contour visualisation of a channel.
file_name	CONTOUR_VISU_FILE_NAME	File name of the active NC program. Array size: FILE_NAME_LN + 1
ax_data[]	CONTOUR_AXIS_DATA	Axis-specific visualisation data. Array size: CONTOUR_AXIS_PER_CHANNEL

4.29.6 Struct CONTOUR_VISU_DATA_V3

Description

Channel-specific data of contour visualisation for use of interface version 3.

Element	Type	Meaning
ch_data	CONTOUR_VISU_CH_DATA	Contour visualisation of a channel.
ax_data_v1[]	CONTOUR_AXIS_DATA_V1	Axis-specific visualisation data. Array size: CONTOUR_AXIS_PER_CHANNEL

4.29.7 Struct CONTOUR_VISU_DATA_V4

Description

Channel-specific data of contour visualisation for use of interface version 4.

Element	Type	Meaning
ch_data	CONTOUR_VISU_CH_DATA	Contour visualisation of a channel.
file_name	CONTOUR_VISU_FILE_NAME	File name of the active NC program. Array size: FILE_NAME_LN + 1
ax_data_v1[]	CONTOUR_AXIS_DATA_V1	Axis-specific visualisation data. Array size: CONTOUR_AXIS_PER_CHANNEL

4.29.8 Struct CONTOUR_VISU_DATA_V5

Description

Channel-specific data of contour visualisation for use of interface version 5.

Element	Type	Meaning
ch_data_v1	CONTOUR_VISU_CH_DATA_V1	Contour visualisation of a channel.
file_name	CONTOUR_VISU_FILE_NAME	File name of the active NC program. Array size: FILE_NAME_LN + 1
ax_data_v1[]	CONTOUR_AXIS_DATA_V1	Axis-specific visualisation data. Array size: CONTOUR_AXIS_PER_CHANNEL

4.29.9 Struct CONTOUR_VISU_DATA_V6

Description

Channel-specific data of contour visualisation for use of interface version 6.

Element	Type	Meaning
ch_data	CONTOUR_VISU_CH_DATA	Contour visualisation of a channel.
ax_data_v2[]	CONTOUR_AXIS_DATA_V2	Axis-specific visualisation data. Array size: CONTOUR_AXIS_PER_CHANNEL

4.29.10 Struct CONTOUR_VISU_DATA_V7

Description

Channel-specific data of contour visualisation for use of interface version 7.

Element	Type	Meaning
ch_data	CONTOUR_VISU_CH_DATA	Contour visualisation of a channel.
file_name	CONTOUR_VISU_FILE_NAME	File name of the active NC program. Array size: FILE_NAME_LN + 1
ax_data_v2[]	CONTOUR_AXIS_DATA_V2	Axis-specific visualisation data. Array size: CONTOUR_AXIS_PER_CHANNEL

4.29.11 Struct CONTOUR_VISU_DATA_V8

Description

Channel-specific data of contour visualisation for use of interface version 8.

Element	Type	Meaning
ch_data_v1	CONTOUR_VISU_CH_DATA_V1	Contour visualisation of a channel.
file_name	CONTOUR_VISU_FILE_NAME	File name of the active NC program. Array size: FILE_NAME_LN + 1
ax_data_v2[]	CONTOUR_AXIS_DATA_V2	Axis-specific visualisation data. Array size: CONTOUR_AXIS_PER_CHANNEL

4.29.12 Struct CONTOUR_VISU_DATA_V9

Description

Channel-specific data of contour visualisation for use of interface version 9.

Element	Type	Meaning
ch_data_v2	CONTOUR_VISU_CH_DATA_V2	Contour visualisation of a channel.
file_name	CONTOUR_VISU_FILE_NAME	File name of the active NC program. Array size: FILE_NAME_LN + 1
ax_data[]	CONTOUR_AXIS_DATA	Axis-specific visualisation data. Array size: CONTOUR_AXIS_PER_CHANNEL

4.29.13 Struct CONTOUR_VISU_DATA_V10

Description

Channel-specific data of contour visualisation for use of interface version 10.

Element	Type	Meaning
ch_data_v2	CONTOUR_VISU_CH_DATA_V2	Contour visualisation of a channel.
file_name	CONTOUR_VISU_FILE_NAME	File name of the active NC program. Array size: FILE_NAME_LN + 1
ax_data_v1[]	CONTOUR_AXIS_DATA_V1	Axis-specific visualisation data. Array size: CONTOUR_AXIS_PER_CHANNEL

4.29.14 Struct CONTOUR_VISU_DATA_V11

Description

Channel-specific data of contour visualisation for use of interface version 7.

Element	Type	Meaning
ch_data_v2	CONTOUR_VISU_CH_DATA_V2	Contour visualisation of a channel.
file_name	CONTOUR_VISU_FILE_NAME	File name of the active NC program. Array size: FILE_NAME_LN + 1
ax_data_v2[]	CONTOUR_AXIS_DATA_V2	Axis-specific visualisation data. Array size: CONTOUR_AXIS_PER_CHANNEL

4.29.15 Struct CONTOUR_VISU_CH_DATA

Description

Channel-specific data of contour visualisation for use of interface versions 0, 1, 3, 4, 6, 7.

Element	Type	Meaning
nc_block_nr	signed long int	NC block number
fileoffset	signed long int	File offset in current program file
channel_nr	unsigned short int	Channel number
g_function	signed short int	Interpolation type: 0: Rapid traverse 1: Linear interpolation 2; 3: Circular interpolation 61: Polynomial interpolation -1: Interpolation type not assigned.
circle_radius	unsigned long int	Circle radius for circulation interpolation in 0.1 um
circle_center_point[2]	double	Circle centre point for circulation interpolation in 0.1 um.

4.29.16 Struct CONTOUR_VISU_CH_DATA_V1

Description

Channel-specific data of contour visualisation for use of interface versions 2, 5, 8.

Element	Type	Meaning
nc_block_nr	signed long int	NC block number
fileoffset	signed long int	File offset in current program file
channel_nr	unsigned short int	Channel number
g_function	signed short int	Interpolation type: 0: Rapid traverse 1: Linear interpolation 2; 3 Circular interpolation 61: Polynomial interpolation -1. Interpolation type not assigned.
circle_radius	unsigned long int	Circle radius for circulation interpolation in 0.1 um
circle_center_point[2]	double	Circle centre point for circulation interpolation in 0.1 um.
v_prog	signed long int	Programmed velocity in 1 um/s.
techno	CONTOUR_VISU_DATA_TECHNO	Technology data.
fillup	unsigned long int	In kernelv versions with Build number > 3000, fill bytes for structure alignment.

4.29.17 Struct CONTOUR_VISU_CH_DATA_V2

Description

Channel-specific data of contour visualisation for use of interface versions 9, 10, 11

Element	Type	Meaning
nc_block_nr	signed long int	NC block number
fileoffset	signed long int	File offset in current program file
channel_nr	unsigned short int	Channel number
g_function	signed short int	Interpolation type: 0: Rapid traverse 1: Linear interpolation 2; 3: Circular interpolation 61: Polynomial interpolation -1: Interpolation type not assigned.
circle_radius	unsigned long int	Circle radius for circulation interpolation in 0.1 um
circle_center_point[2]	double	Circle centre point for circulation interpolation in 0.1 um.
v_prog	signed long int	Programmed velocity in 1 um/s.
techno	CONTOUR_VISU_DATA_TECHNO_V1	Technology data.
fillup	unsigned long int	Alignment bytes to force 8-byte alignment.

4.29.18 Struct CONTOUR_AXIS_DATA

Description

Axis-specific data of contour visualisation.

Element	Type	Meaning
act_cmd_pos	signed long int	ACS command position of the axis.
axis_nbr	unsigned short int	Axis number.
fillup	unsigned short int	Fill bytes for structure alignment

4.29.19 Struct CONTOUR_AXIS_DATA_V1

Description

Axis-specific data of contour visualisation.

Element	Type	Meaning
act_cmd_pos	signed long int	ACS command position of the axis.
act_cmd_pos_wcs0	signed long int	WCS_0 command position of the axis. Only calculated if the channel parameter P-CHAN-00145 has the value 1 and P-CHAN-00032 has a value > 0.
axis_nbr	unsigned short int	Axis number.
fillup	unsigned short int	Fill bytes for structure alignment

4.29.20 Struct CONTOUR_AXIS_DATA_V2

Description

Axis-specific data of contour visualisation.

Element	Type	Meaning
act_cmd_pos	signed long int	ACS command position of the axis.
act_cmd_pos_wcs0	signed long int	WCS_0 command position of the axis. (Command position of the axis in the Cartesian basic coordinate system of the machine). Only calculated if the channel parameter P-CHAN-00145 has the value 1 and P-CHAN-00032 has a value > 0.
act_cmd_pos_wcs	signed long int	WCS command position of the axis in the current active coordinate system. Only calculated if the channel parameter P-CHAN-00145 has the value 1 and P-CHAN-00032 has a value > 0.
axis_nbr	unsigned short int	Axis number
fillup	unsigned short int	Fill bytes for structure alignment.

4.29.21 Enum E_CONTOUR_TECHNO_TYPE

Description

Type of technology function

Symbol	Value	Meaning
TECHNO_UNKNOWN_TYPE_	0	Entry not assigned
TECHNO_M_TYPE	1	M function
TECHNO_H_TYPE	2	H function

4.29.22 Struct CONTOUR_M_H_PROCESS

Description

Data of a specified technology function.

Element	Type	Meaning
nr	unsigned long int	Number of the technology function.
sync	unsigned long int	Synchronisation mode of the technology function.
type	unsigned long int	Type of the technology function according to E_CONTOUR_TECHNO_TYPE

4.29.23 Struct CONTOUR_M_H_PROCESS_V1

Description

Data of a specified technology function.

Element	Type	Meaning
nr	unsigned long int	Number of the technology function.
sync	unsigned long int	Synchronisation mode of the technology function.
type	unsigned long int	Type of the technology function according to E_CONTOUR_TECHNO_TYPE
add_value	signed long int	Value additionally programmed in the NC program (M4711 = 123).

4.29.24 Enum E_CONTOUR_S_CMD

Description

Type of a spindle technology function.

Symbol	Value	Meaning
SPDL_CMD_UNKNOWN	0	Entry not assigned.
SPDL_CMD_M3	3	M3 function (rotate spindle clockwise).
SPDL_CMD_M4	4	M4 function (rotate spindle counter-clockwise).
SPDL_CMD_M5	5	M5 function (stop spindle).
SPDL_CMD_M19	19	M19 function (position spindle).

4.29.25 Struct CONTOUR_S_PROCESS

Description

Data of a specified spindle function.

Element	Type	Meaning
axis_nr	unsigned short int	Number of the spindle axis.
cmd	unsigned short int	Spindle command according to E_CONTOUR_S_CMD.
sync	unsigned long int	Synchronisation mode of the spindle function.
position	signed long int	Target position to position spindle in $0.1 \cdot 10^{-3} \circ$
revolution	signed long int	Spindle speed in $1 \cdot 10^{-3} / s$

4.29.26 Struct CONTOUR_TOOL_PROCESS

Description

Data of a T function output.

Element	Type	Meaning
basic	signed long int	Basic number of the tool.
sister	signed long int	Sister number of the tool. The value -1 means unassigned.
variant	signed long int	Variant number of the tool. The value -1 means unassigned.

4.29.27 Struct CONTOUR_DATA_TECHNO

Description

Data of the technology function output.

Element	Type	Meaning
axis_nr	unsigned short int	Axis number with axis-specific technology functions output, 0 for channel-specific technology functions output.
fillup	unsigned short int	Fill bytes for structure alignment.
m_h_count	unsigned long int	Number of assigned entries in the m_h_data[] array.
m_h_data[]	CONTOUR_M_H_PROCESS	M/H technology data. Array size: CONTOUR_MAX_M_H_DATA
s_count	signed long int	Number of assigned entries in the s_procm_h_data[] array.
s_data[CONTOUR_SPDL_COUNT]	CONTOUR_S_PROCESS	Data of the spindle technology functions output. Array size: CONTOUR_MAX_SPDL_DATA
tool	CONTOUR_TOOL_PROCESS	Technology data of a tool.

4.29.28 Struct CONTOUR_DATA_TECHNO_V1

Description

Data of the technology function output.

Element	Type	Meaning
axis_nr	unsigned short int	Axis number with axis-specific technology functions output, 0 for channel-specific technology functions output.
fillup	unsigned short int	Fill bytes for structure alignment.
m_h_count	unsigned long int	Number of assigned entries in the m_h_data[] array.
m_h_data[]	CONTOUR_M_H_PROCESS_V1	M/H technology data. Array size: CONTOUR_MAX_M_H_DATA
s_count	signed long int	Number of assigned entries in the s_procm_h_data[] array.
s_data[CONTOUR_SPDL_COUNT]	CONTOUR_S_PROCESS	Data of the spindle technology functions output. Array size: CONTOUR_MAX_SPDL_DATA
tool	CONTOUR_TOOL_PROCESS	Technology data of a tool.

4.30 Data types of error output

4.30.1 Struct KERNELV_ERROR_VALUE

Description

Additional values output in the error message.

Element	Type	Meaning
type	E_KERNELV_ERR_VAL_TYPE	Data type of the value contained in the data element.
dimension	E_KERNELV_ERR_VAL_DIMENSION	Dimension of the value contained in the data element.
meaning	E_KERNELV_ERR_VAL_MEANING	Meaning of the value contained in the data element.
fillup	unsigned long int	Fill bytes for structure alignment.
data	U_KERNELV_ERR_VAL_DATA	Union with actual groove data.

4.30.2 KERNELV_ERROR_VALUE_ARRAY

Description

Defines an array of size KERNELV_ERROR_VALUE_COUNT for structures of type KERNELV_KERNELV_ERROR_VALUE.

```
typedef KERNELV_ERROR_VALUE
KERNELV_ERROR_VALUE_ARRAY[KERNELV_ERROR_VALUE_COUNT];
```

A variable of this type can be transferred to the functions kernelv_get_error_message_values() to read error message values.

4.30.3 Enum E_KERNELV_ERR_VAL_TYPE

Description

Identifiers for the data type of the value in U_KERNELV_ERR_VAL_DATA.

Symbol	Value	Meaning
ERR_VAL_TYPE_NONE	-1	Unknown data type.
ERR_VAL_TYPE_BOOLEAN	0	Data type is unsigned char 1(8 bits). Possible values 0 or.
ERR_VAL_TYPE_UNSO8	1	Data type is unsigned char (8 bits).
ERR_VAL_TYPE_SGN08	2	Data type is signed char (8 bits).
ERR_VAL_TYPE_UNSO16	3	Data type is unsigned short int (16 bits).
ERR_VAL_TYPE_SGN16	4	Data type is signed short int (16 bits).
ERR_VAL_TYPE_UNSO32	5	Data type is unsigned long int (32 bits).
ERR_VAL_TYPE_SGN32	6	Data type is signed long int (32 bits).
ERR_VAL_TYPE_UNSO64	7	Data type is unsigned long long int (64 bits).
ERR_VAL_TYPE_SGN64	8	Data type is signed long long int (64 bits).
ERR_VAL_TYPE_REAL64	9	Data type is a 64-bit floating point number.
ERR_VAL_TYPE_REAL32	10	Data type is a 32-bit floating point number.
ERR_VAL_TYPE_BOOLEAN	11	Data type is a character
ERR_VAL_TYPE_STRING	12	Data type is a string of length KERNELV_ERR_MSG_STRING_LENGTH (without terminating 0).
ERR_VAL_TYPE_ADRESSE	13	Data type is an address.
ERR_VAL_TYPE_IGNORE	14	Data type not assigned.
ERR_VAL_TYPE_A3_REAL64	15	Data type is an array with 3 64-bit floating point number.
ERR_VAL_TYPE_BITARRAY_32	16	Data type is bit array with 32 bits.
ERR_VAL_TYPE_BITARRAY_16	17	Data type is bit array with 16 bits.

4.30.4 Enum E_KERNELV_ERR_VAL_DIMENSION

Description

Dimension of the value in U_KERNELV_ERR_VAL_DATA.

Symbol	Value	Meaning
ERR_VAL_DIM_UNKNOWN	-1	Unknown dimension identifier.
ERR_VAL_TYPE_IGNORE	0	No dimension specified.
ERR_VAL_DIM_POSITION	1	Position in [10^{-4} mm or $^{\circ}$].
ERR_VAL_DIM_POSITION_HIG_RES	2	Position in [10^{-7} mm or $^{\circ}$]
ERR_VAL_DIM_VELOCITY	3	Velocity in 10^{-3} mm/s or 10^{-3} $^{\circ}$ /s.
ERR_VAL_DIM_ACCELERATION	4	Acceleration in mm/s ² or $^{\circ}$ /s ² .
ERR_VAL_DIM_JERK	5	Jerk in mm/s ³ or $^{\circ}$ /s ³ .
ERR_VAL_DIM_TIME	6	Time in μ s.
ERR_VAL_DIM_PERMILL	7	Factorial specification in 1/1000 (per mill).
ERR_VAL_DIM_INKREMENTS	8	(Encoder) increments.
ERR_VAL_DIM_REV_FEED	9	Revolution feed in 10^{-4} mm/rev.
ERR_VAL_DIM_CUTTING_SPEED	10	Cutting speed 10^{-3} mm/s.
ERR_VAL_DIM_PATH_RESOLUTION	11	Path resolution in increments / 10^{-4} mm.
ERR_VAL_DIM_INCR_PER_REV	12	increments/revolution
ERR_VAL_DIM_BYTE	13	Byte.
ERR_VAL_DIM_PROPORTIONAL_GAIN	14	Proportional gain 0.01/s.
ERR_VAL_DIM_FREQUENCY	15	Frequency in Hz.
ERR_VAL_DIM_LOAD	16	Load in kg or kg*m ² .
ERR_VAL_DIM_TORQUE	17	Motor torque in Nm

4.30.5 Enum E_KERNELV_ERR_VAL_MEANING

Description

Meaning of the value in U_KERNELV_ERR_VAL_DATA.

Symbol	Value	Meaning
ERR_VAL_MEAN_UNKNOWN	-1	Unknown meaning.
ERR_VAL_MEAN_LIMIT	0	Limit value
ERR_VAL_MEAN_ACT_VAL	1	Current value
ERR_VAL_MEAN_ERR_VAL	2	Error value
ERR_VAL_MEAN_EXPECT_VAL	3	Expected value
ERR_VAL_MEAN_CORR_VAL	4	Corrected value
ERR_VAL_MEAN_LOG_AXIS_NR	5	logical axis number
ERR_VAL_MEAN_DRIVE_TYPE	6	Drive type
ERR_VAL_MEAN_LOG_BED_ELEM_NR	7	logical control element number
ERR_VAL_MEAN_STATE	8	State
ERR_VAL_MEAN_TRANSITION	9	Transition
ERR_VAL_MEAN_SENDER	10	Sender
ERR_VAL_MEAN_CLASS	11	Class
ERR_VAL_MEAN_INSTANCE	12	Instance
ERR_VAL_MEAN_IDENT_NR	13	Identification number
ERR_VAL_MEAN_STATUS	14	Status
ERR_VAL_MEAN_RING_NR	15	Ring number
ERR_VAL_MEAN_SATZ_NR	16	Block number
ERR_VAL_MEAN_MIN_LIMIT	17	Lower limit value
ERR_VAL_MEAN_MAX_LIMIT	18	Upper limit value
ERR_VAL_MEAN_START_VAL	19	Initial value
ERR_VAL_MEAN_TARGET_VAL	20	Final value
ERR_VAL_MEAN_FILENAME	21	File name
ERR_VAL_MEAN_LINE	22	Line (text) in a file
ERR_VAL_MEAN_LINE_NUMBER	23	Line number in a file
ERR_VAL_MEAN_COLUMN_NUMBER	24	Column number in a file
ERR_VAL_MEAN_ARGUMENT	25	Argument
ERR_VAL_MEAN_PARAMETER	26	Parameter

ERR_VAL_MEAN_AXIS	27	Axis (string)
ERR_VAL_MEAN_COMPENSATION	28	Compensation index
ERR_VAL_MEAN_IDENTIFIER	29	Identifier
ERR_VA_MEAN_CHAIN	30	Chain

4.31 Enum KERNELV_AXIS_OFFSET_TYPES

Description

Assign different offset types to the index of the offset vector of the function `kernelv_ch_axis_get_offsets()`.

Symbol	Value	Meaning
KERNELV_AXIS_OFFSET_UNKNOWN	-1	Unknown offset type.
KERNELV_AXIS_OFFSET_ZERO	0	Offset caused by zero offset (G54 ... G59).
KERNELV_AXIS_OFFSET_ADD_ZERO	1	Offset caused by reference point offset (G92).
KERNELV_AXIS_OFFSET_PSET	2	Offset caused by position preset (# PSET).
KERNELV_AXIS_OFFSET_CLAMP	3	Offset caused by clamp position offset data.
KERNELV_AXIS_OFFSET_TOOL	4	Offset caused by tool data.
KERNELV_AXIS_OFFSET_MEASURE	5	Offset caused by G101 (Include measurement offset).
KERNELV_AXIS_OFFSET_MAN_OP	6	Offset caused by manual mode.
KERNELV_AXIS_OFFSET_TRACK_CS_OFFSET	7	Offset caused by #CS TRACK*.
KERNELV_AXIS_OFFSET_MAX	8	Data type is signed long long int (64 bits).

*This NC offset is not available in all versions.

4.32 External measuring hardware

4.32.1 Struct KERNELV_EXT_LATCH_COMMAND_DATA

Description

The structure contains information about commands output by the CNC to the external measuring hardware.

Memory orientation

The individual structure elements are packed in the memory.

Element	Type	Meaning
order_type	E_KERNELV_EXT_LATCH_ORDER	Type of command to the external latch hardware.
input	unsigned long int	Number of the measurement input of the external measuring hardware used for the measurement.
edge	E_KERNELV_MEAS_ACTIVE_EDGE	Edge of the probe signal used for the measurement.

4.32.2 Enum E_KERNELV_EXT_LATCH_ORDER

Description

Type of the measuring command to be executed.

Symbol	Value	Meaning
E_KERNELV_NO_ORDER	0	No command active
E_KERNELV_ENABLE_PROBE	1	Enable measuring hardware
E_KERNELV_DISABLE_PROBE	2	Disable measuring hardware

4.32.3 E_KERNELV_MEAS_ACTIVE_EDGE

Description

Edge of the probe signal to be evaluated.

Symbol	Value	Meaning
E_KERNELV_MEAS_SIGNAL_LOW_ACTIVE	1	Measure on negative edge.
E_KERNELV_MEAS_SIGNAL_HIGH_ACTIVE	2	Measure on positive edge.

4.33 Production time calculation

Description

The structure contains the filenames of the programs that should be started in the individual channels in production time mode.

KERNELV_PT_FILE_NAME is of type CHAR[KERNELV_PT_PRG_NAME_LEN]

Memory orientation

The individual structure elements are packed in the memory.

Element	Type	Meaning
file	KERNELV_PT_FILE_NAME [KERNELV_PT_MAX_CHAN]	The filenames of the programs that should be started in the individual channels in production time mode.

5 kernelv API constants

All listed constants are defined in the file `kernelv.h`.

5.1 KERNELV_VAR_STRING_LEN

Description

Maximum number of characters in a string of the union `U_KERNELV_VAR_VALUE`. The total length of the string (including terminating zeroes) is `KERNELV_VAR_STRING_LEN + 1` byte.

Value

127

5.2 KERNELV_FILE_NAME_LENGTH

Description

Maximum number of the characters in a string of the structure `KERNELV_NC_LINE_DATA`. The total length of the string (including terminating zeroes) is `KERNELV_FILE_NAME_LENGTH + 1` byte.

Value

83

5.3 KERNELV_VAR_NAME_LENGTH

Description

Maximum permissible length of the variable name to read and write variables with the `kernelv_ch_get_variable_value()/kernelv_ch_get_variable_value()` functions.

Value

255

5.4 KERNELV_OPTION_LICENSE_CHECK_VERBOSE

Description

Bit mask to enable additional outputs during the license check. Must be set before calling `kernelv_startup()`.

Value

1 (0x1)

5.5 CONTOUR_MAX_DATA_V0

Description

Array size of the union element `visu_data_v0[]` of the union `CONTOUR_VISU_DATA`.

Value

15

5.6 CONTOUR_MAX_DATA_V1**Description**

Array size of the union element visu_data_v1[] of the union CONTOUR_VISU_DATA.

Value

10

5.7 CONTOUR_MAX_DATA_V2**Description**

Array size of the union element visu_data_v2[] of the union CONTOUR_VISU_DATA.

Value

5

5.8 CONTOUR_MAX_DATA_V3**Description**

Array size of the union element visu_data_v3[] of the union CONTOUR_VISU_DATA.

Value

10

5.9 CONTOUR_MAX_DATA_V4**Description**

Array size of the union element visu_data_v4[] of the union CONTOUR_VISU_DATA.

Value

7

5.10 CONTOUR_MAX_DATA_V5**Description**

Array size of the union element visu_data_v5[] of the union CONTOUR_VISU_DATA.

Value

7

5.11 CONTOUR_MAX_DATA_V6

Description

Array size of the union element visu_data_v6[] of the union CONTOUR_VISU_DATA.

Value

6

5.12 CONTOUR_MAX_DATA_V7

Description

Array size of the union element visu_data_v7[] of the union CONTOUR_VISU_DATA.

Value

5

5.13 CONTOUR_MAX_DATA_V8

Description

Array size of the union element visu_data_v8[] of the union CONTOUR_VISU_DATA.

Value

3

5.14 CONTOUR_MAX_DATA_V9

Description

Array size of the union element visu_data_v9[] of the union CONTOUR_VISU_DATA.

Value

5

5.15 CONTOUR_MAX_DATA_V10

Description

Array size of the union element visu_data_v10[] of the union CONTOUR_VISU_DATA.

Value

4

5.16 CONTOUR_MAX_DATA_V11

Description

Array size of the union element visu_data_v8[] of the union CONTOUR_VISU_DATA.

Value

3

5.17 CONTOUR_MAX_M_H_DATA**Description**

Array size of the element `m_h_data[]` of the structure `CONTOUR_TECHNO_DATA`.

Value

20

5.18 CONTOUR_MAX_SPDL_DATA**Description**

Array size of the element `s_data[]` of the structure `CONTOUR_TECHNO_DATA`.

Value

6

5.19 CONTOUR_AXIS_PER_CHANNEL**Description**

Array size of the element `ax_data[]` or `ax_data_v1[]` of the structures `CONTOUR_VISU_DATA_V0 ... CONTOUR_VISU_DATA_V8`.

Value

32

5.20 KERNELV_ERROR_VALUE_COUNT**Description**

Array size of the array `ERROR_VALUE_ARRAY`, number of structures of the `KERNELV_ERROR_VALUE` type returned by the function `kernelv_get_error_values()`.

Value

5

5.21 KERNELV_ERR_MSG_STRING_LENGTH**Description**

Length of a string in the union `U_KERNELV_ERR_VAL_DATA` without terminating zero.

Value

23

5.22 KERNELV_CHANNEL_TECHNO_DATA_COUNT

Description

Number of elements in a KERNELV_CHANNEL_TECHNO_DATA_ARRAY or KERNELV_CHANNEL_TECHNO_DATA_ARRAY2 array.

Maximum number of elements which return the functions kernelv_ch_get_(new_)techno_data() or kernelv_ch_get_(new_)techno_data2().

Value

30

5.23 KERNELV_AXIS_TECHNO_DATA_COUNT

Description

Number of elements in a KERNELV_AXIS_TECHNO_DATA_ARRAY or KERNELV_AXIS_TECHNO_DATA_ARRAY2 array.

Maximum number of elements which return the functions kernelv_ax_get_(new_)techno_data() or kernelv_ax_get_(new_)techno_data2().

Value

30

5.24 KERNELV_ERROR_VALUE_COUNT

Description

Number of elements in a KERNELV_ERROR_VALUE_ARRAY array.

Maximum number of elements which return the function kernelv_get_error_message_values()

Value

5

5.25 KERNELV_INSTANCE_PREFIX_MAX_LEN

Description

Maximum length of the string which may be transferred as prefix to call the kernelv_startup_instance() function.

Value

60

6 Appendix

6.1 Suggestions, corrections and the latest documentation

Did you find any errors? Do you have any suggestions or constructive criticism? Then please contact us at documentation@isg-stuttgart.de. The latest documentation is posted in our Online Help (DE/EN):



QR code link: <https://www.isg-stuttgart.de/documentation-kernel/>

The link above forwards you to:

<https://www.isg-stuttgart.de/fileadmin/kernel/kernel-html/index.html>



Notice

Change options for favourite links in your browser;

Technical changes to the website layout concerning folder paths or a change in the HTML framework and therefore the link structure cannot be excluded.

We recommend you to save the above "QR code link" as your primary favourite link.

PDFs for download:

DE:

<https://www.isg-stuttgart.de/produkte/softwareprodukte/isg-kernel/dokumente-und-downloads>

EN:

<https://www.isg-stuttgart.de/en/products/softwareproducts/isg-kernel/documents-and-downloads>

E-Mail: documentation@isg-stuttgart.de



© Copyright
ISG Industrielle Steuerungstechnik GmbH
STEP, Gropiusplatz 10
D-70563 Stuttgart
All rights reserved
www.isg-stuttgart.de
support@isg-stuttgart.de

